

County of Crawford

Single Audit

December 31, 2020

MaherDuessel

Pursuing the profession while promoting the public good©
www.md-cpas.com

COUNTY OF CRAWFORD, PENNSYLVANIA

YEAR ENDED DECEMBER 31, 2020

TABLE OF CONTENTS

Independent Auditor's Report

Management's Discussion and Analysis	i
---	----------

Financial Statements:

Government-wide Financial Statements:

Statement of Net Position	1
Statement of Activities	2

Fund Financial Statements:

Balance Sheet – Governmental Funds	3
Reconciliation of the Balance Sheet of Governmental Funds to the Statement of Net Position	4
Statement of Revenues, Expenditures, and Changes in Fund Balance – Governmental Funds	5
Reconciliation of the Statement of Revenues, Expenditures, and Changes in Fund Balance of Governmental Funds to the Statement of Activities	6
Statement of Revenues, Expenditures, and Changes in Fund Balance – Budget and Actual – General Fund	7
Statement of Net Position – Proprietary Funds	8
Statement of Revenues, Expenses, and Changes in Net Position – Proprietary Funds	9
Statement of Cash Flows – Proprietary Funds	10
Statement of Net Position – Fiduciary Funds	11

COUNTY OF CRAWFORD, PENNSYLVANIA

YEAR ENDED DECEMBER 31, 2020

TABLE OF CONTENTS

(Continued)

Statement of Changes in Net Position – Fiduciary Funds	12
Notes to Financial Statements	13
Required Supplementary Information:	
Pension Plan Disclosures:	
Schedules of Changes in the County’s Net Pension Liability and Related Ratios	49
Schedules of County Contributions and Investment Returns	50
Notes to Schedules of Required Supplementary Information – Pension Plan	51
Supplementary Information:	
Combining Balance Sheet – Nonmajor Governmental Funds	52
Combining Statement of Revenues, Expenditures, and Changes in Fund Balance – Nonmajor Governmental Funds	53
Combining Statement of Fiduciary Net Position – All Custodial Funds	54
Combining Statement of Changes in Fiduciary Net Position – All Custodial Funds	56
Schedule of Expenditures of Federal Awards	58
Notes to Schedule of Expenditures of Federal Awards	60
Schedule of Pennsylvania Department of Human Services Expenditures	61

COUNTY OF CRAWFORD, PENNSYLVANIA

YEAR ENDED DECEMBER 31, 2020

TABLE OF CONTENTS

(Continued)

Independent Auditor's Reports Required by the Uniform Guidance:

Independent Auditor's Report on Internal Control over Financial Reporting and on Compliance and Other Matters Based on an Audit of Financial Statements Performed in Accordance with <i>Government Auditing Standards</i>	62
Independent Auditor's Report on Compliance for Each Major Federal and Pennsylvania Department of Human Services (DHS) Program and on Internal Control over Compliance Required by the Uniform Guidance and the DHS <i>Single Audit Supplement</i>	64
Schedule of Findings and Questioned Costs	67
Summary Schedule of Prior Audit Findings	69

DHS – Funded Financial Assistance Program Exhibits:

Independent Accountant's Report on Applying Agreed-Upon Procedures	70
Exhibits	72

Information Required by Pennsylvania Department of Human Services:

Independent Accountant's Report on Applying Agreed-Upon Procedures	80
Reconciliation – Federal Awards Passed through the Pennsylvania Department of Human Services Expenditures per the SEFA to Revenue Received per the Pennsylvania Audit Confirmation Reply	82
Independent Accountant's Report on Applying Agreed-Upon Procedures	83
Child Protective Services Law (CPSL) Monitoring of In-Home Purchased Service Providers	85
Single Audit Report Distribution List to State and Federal Entities	86

Independent Auditor's Report

**Board of County
Commissioners
County of Crawford,
Pennsylvania**

Report on the Financial Statements

We have audited the accompanying financial statements of the governmental activities, the business-type activities, each major fund, and the aggregate remaining fund information of the County of Crawford, Pennsylvania (County), as of and for the year ended December 31, 2020, and the related notes to the financial statements, which collectively comprise the basic financial statements of the County's primary government as listed in the table of contents.

Management's Responsibility for the Financial Statements

Management is responsible for the preparation and fair presentation of these financial statements in accordance with accounting principles generally accepted in the United States of America; this includes the design, implementation, and maintenance of internal control relevant to the preparation and fair presentation of financial statements that are free from material misstatement, whether due to fraud or error.

Auditor's Responsibility

Our responsibility is to express opinions on these financial statements based on our audit. We conducted our audit in accordance with auditing standards generally accepted in the United States of America and the standards applicable to financial audits contained in *Government Auditing Standards*, issued by the Comptroller General of the United States. Those standards require that we plan and perform the audit to obtain reasonable assurance about whether the financial statements are free from material misstatement.

An audit involves performing procedures to obtain audit evidence about the amounts and disclosures in the financial statements. The procedures selected depend on the auditor's judgment, including the assessment of the risks of material misstatement of the financial statements, whether due to fraud or error. In making those risk assessments, the auditor considers internal control relevant to the entity's preparation and fair presentation of the financial statements in order to design audit procedures that are appropriate in the circumstances, but not for the purpose of expressing an opinion on the effectiveness of the entity's internal control. Accordingly, we express no such opinion. An audit also includes evaluating the appropriateness of accounting policies used and the reasonableness of significant accounting estimates made by management, as well as evaluating the overall presentation of the financial statements.

We believe that the audit evidence we have obtained is sufficient and appropriate to provide a basis for our unmodified and adverse audit opinions.

Basis for Adverse Opinion on Aggregate Discretely Presented Component Units

The financial statements referred to above do not include financial data for the County's legally separate component units. Accounting principles generally accepted in the United States of America require financial data for those component units to be reported with the financial data of the County's primary government unless the County also issues financial statements for the financial reporting entity that include the financial data for its component units. The County has not issued such reporting entity financial statements. We cannot determine the amounts of assets, deferred outflows of resources, liabilities, deferred inflows of resources, net position, revenues, and expenses that the accompanying statements should present for the omitted discretely-presented component units in order to comply with accounting principles generally accepted in the United States of America.

Adverse Opinion on Aggregate Discretely Presented Component Units

In our opinion, because of the significance of the matter described in the "Basis for Adverse Opinion on Aggregate Discretely Presented Component Units" paragraph, the financial statements referred to above do not present fairly the financial position of the aggregate discretely presented component units of the County as of December 31, 2020 or the changes in financial position thereof for the year then ended in accordance with accounting principles generally accepted in the United States of America.

Unmodified Opinions

In our opinion, the financial statements referred to above present fairly, in all material respects, the respective financial position of the governmental activities, the business-type activities, each major fund, and aggregate remaining fund information of the County as of December 31, 2020, and the respective changes in financial position, and, where applicable, cash flows thereof and the respective budgetary comparison for the General Fund for the year then ended in accordance with accounting principles generally accepted in the United States of America.

Other Matters

Required Supplementary Information

Accounting principles generally accepted in the United States of America require that the management's discussion and analysis and the pension information on pages i through xiv and 49 through 51 be presented to supplement the basic financial statements. Such information, although not a part of the basic financial statements, is required by the Governmental Accounting Standards Board, who considers it to be an essential part of financial reporting for placing the basic financial statements in an appropriate operational, economic, or historical context. We have applied certain limited procedures to the required supplementary information in accordance with auditing standards generally accepted in the United States of America, which consisted of inquiries of management about the methods of preparing the information and comparing the information for consistency with management's responses to our inquiries, the basic financial statements, and other knowledge we obtained during our audit of the basic financial statements. We do not express an opinion or provide any assurance on the information because the limited procedures do not provide us with sufficient evidence to express an opinion or provide any assurance.

Other Information

Our audit was conducted for the purpose of forming opinions on the financial statements that collectively comprise the County's basic financial statements. The combining nonmajor and fiduciary fund financial statements are presented for purposes of additional analysis and are not a required part of the basic financial statements. The schedule of expenditures of federal awards is presented for purposes of additional analysis as required by Title 2 U.S. *Code of Federal Regulations* (CFR) Part 200, *Uniform Administrative Requirements, Cost Principles, and Audit Requirements for Federal Awards*, and is also not a required part of the basic financial statements. Similarly, the accompanying schedule of Department of Human Services (DHS) expenditures is presented for purposes of additional analysis as required by the Commonwealth of Pennsylvania Department of Human Services and is also not a required part of the financial statements.

The combining nonmajor and fiduciary fund financial statements, the schedule of expenditures of federal awards, and the schedule of DHS expenditures are the responsibility of management and were derived from and relate directly to the underlying accounting and other records used to prepare the basic financial statements. Such information has been subjected to the auditing procedures applied in the audit of the basic financial statements and certain additional procedures, including comparing and reconciling such information directly to the underlying

accounting and other records used to prepare the basic financial statements or to the basic financial statements themselves, and other additional procedures in accordance with auditing standards generally accepted in the United States of America. In our opinion, the combining nonmajor and fiduciary fund financial statements, the schedule of expenditures of federal awards, and the schedule of DHS expenditures are fairly stated, in all material respects, in relation to the basic financial statements as a whole.

Other Reporting Required by *Government Auditing Standards*

In accordance with *Government Auditing Standards*, we have also issued our report dated September 27, 2021, on our consideration of the County's internal control over financial reporting and on our tests of its compliance with certain provisions of laws, regulations, contracts, and grant agreements and other matters. The purpose of that report is solely to describe the scope of our testing of internal control over financial reporting and compliance and the results of that testing, and not to provide an opinion on the effectiveness of the County's internal control over financial reporting or on compliance. That report is an integral part of an audit performed in accordance with *Government Auditing Standards* in considering the County's internal control over financial reporting and compliance.

Maher Duessel

Pittsburgh, Pennsylvania
September 27, 2021

**MANAGEMENT'S DISCUSSION
AND ANALYSIS**

MANAGEMENT'S DISCUSSION AND ANALYSIS

INTRODUCTION

The management of the County of Crawford, Pennsylvania (County) is pleased to present to the readers of the County's financial statements this narrative overview and analysis of the financial activities of the County as of and for the year ended December 31, 2020. We encourage readers to consider the information presented here in conjunction with additional information that we have furnished in the financial statements (pages 1 - 12) and the notes to financial statements (pages 13 - 48).

FINANCIAL HIGHLIGHTS

- The assets and deferred outflows of resources of the County exceeded its liabilities and deferred inflows of resources by \$62.4 million at December 31, 2020.
- As of December 31, 2020, unrestricted net position was \$21.4 million or 32% of total expenses.
- The total fund balance of the County's General Fund at December 31, 2020 was \$29.5 million.
- The County's real property tax rate continued at 21.15 mills for 2020.

OVERVIEW OF THE FINANCIAL STATEMENTS

This Management's Discussion and Analysis is intended to serve as an introduction to the County's financial statements. The County's financial statements consist of three components:

1. Government-wide financial statements,
2. Fund financial statements, and
3. Notes to financial statements.

This report also contains other supplementary information in addition to the financial statements themselves.

A detailed explanation of all three components follows:

1. Government-wide Financial Statements – The government-wide financial statements are designed to provide readers with a broad overview of the County's finances, in a manner similar to the private sector. There are two government-wide financial statements. They are:

- The *statement of net position* presents information on all of the County's assets and liabilities, with the difference between the two reported as *net position*. Over time, increases or decreases in net position may serve as a useful indicator of whether or not the financial position of the County is improving or deteriorating.

MANAGEMENT'S DISCUSSION AND ANALYSIS

- The *statement of activities* presents information showing how the County's net position changed during the most recent fiscal year. All changes in net position are reported as soon as the underlying event giving rise to the change occurs, regardless of the timing of related cash flows. Thus, revenues and expenses are reported in this statement for some items that will only result in cash flows in future fiscal periods (e.g., uncollected taxes and earned but unused vacation leave).

Both of the government-wide financial statements distinguish functions of the County that are principally supported by taxes and intergovernmental revenues (*governmental activities*) from other functions that are intended to recover all or a significant portion of their costs through user fees and charges (*business-type activities*). The governmental activities of the County include: general government, public safety, public works, human services, culture and recreation, and conservation and development. The business-type activities of the County include the operation of the Crawford County Care Center. Fiduciary activities, whose resources are not available to finance County programs, are excluded from these statements.

The government-wide financial statements can be found on pages 1 and 2 of the financial statements.

2. Fund Financial Statements – The fund financial statements provide more detailed information about the County's most significant funds, not the County as a whole. A fund is a grouping of related accounts used to maintain control over resources that have been segregated for specific activities or objectives. The County, like other local governments, uses fund accounting to ensure and demonstrate compliance with finance related legal requirements. All of the funds of the County can be divided into three categories: *governmental funds*, *proprietary funds*, and *fiduciary funds*.

Governmental Funds – Governmental funds are used to account for essentially the same functions as reported as governmental activities in the government-wide financial statements. However, unlike the government-wide financial statements, governmental funds financial statements focus on *near-term inflows and outflows of expendable resources*, as well as on *balances of spendable resources* available at the end of the year. Such information may be useful in evaluating a government's near-term financing requirements.

Because the focus of governmental funds is narrower than that of the government-wide financial statements, it is useful to compare the information presented for *governmental funds* with similar information presented for *governmental activities* in the government-wide financial statements. By doing so, readers may better understand the long-term impact of the County's near-term financing decisions. Both the governmental funds balance sheet and the governmental funds statement of revenues, expenditures, and changes in fund balances provide a reconciliation to facilitate this comparison between governmental funds and governmental activities.

MANAGEMENT'S DISCUSSION AND ANALYSIS

The County reports three major governmental funds. Information is presented separately in the governmental funds balance sheet and in the governmental funds statement of revenues, expenditures, and changes in fund balances for these three *major* funds (General, Human Services, and COVID-19 County Relief Fund). Data from the other *nonmajor* governmental funds are combined into a single, aggregated presentation (total nonmajor funds). Individual fund data for the other governmental funds is provided as additional information in the form of combining statements elsewhere in this report.

The County adopts an annual appropriated budget for its General Fund. A budgetary comparison statement has been provided for the General Fund to demonstrate compliance with this budget.

The governmental funds financial statements can be found on pages 3 to 7 of this report.

Proprietary Funds – The County maintains two proprietary funds. One is an enterprise fund and the other is an Internal Service Fund. Enterprise funds are used to report the same functions presented as business-type activities in the government-wide financial statements, only in more detail. The County uses enterprise funds to account for the Crawford County Care Center. Internal service funds are established to finance, administer, and account for departments or agencies of a government whose exclusive or nearly exclusive purpose is to provide goods or services to the government's other departments on a cost-reimbursement basis. The County established an Internal Service Fund to account for self-insured general liability, workers' compensation, and health insurance charges to other departments or agencies of the government. The proprietary fund financial statements can be found on pages 8 to 10.

Fiduciary Funds – Fiduciary funds are used to account for resources held for the benefits of parties outside the government. Fiduciary funds are not reflected in the government-wide financial statements because the resources of those funds are not available to support the County's own programs.

The fiduciary funds financial statements can be found on pages 11 and 12 of this report. They include the Pension Trust Fund and the Custodial Funds. The Custodial Funds are the fees, fines, and costs, etc., collected by the County Row Officers, held in trust for disbursement to third parties.

Custodial Funds – Custodial funds are custodial in nature and do not involve measurement of results of operations. Custodial funds are used to account for cash collected by elected row officers (Sheriff, Treasurer, Register of Wills, Recorder of Deeds, Prothonotary, District Justice Courts, and Clerk of Courts) and other County offices that are subsequently disbursed to the County, other governments, or individuals for whom it was collected. A financial statement for the custodial funds can be found on pages 54 to 57 of this report.

MANAGEMENT'S DISCUSSION AND ANALYSIS

3. Notes to Financial Statements – The notes provide additional information that are essential to a full understanding of the data provided in the government-wide and fund financial statements. The notes to financial statements can be found on pages 13 to 48 of this report.

Required Supplementary Information – In addition to the basic financial statements and accompanying notes, this report also presents certain required supplementary information concerning the County's progress in funding and its obligation to provide pension benefits to its employees. Required supplementary information can be found on pages 49 to 51 of this report.

The combining and individual fund statements for nonmajor governmental funds are presented as additional information immediately following the required pension supplementary information on pages 52 to 53 of this report.

FINANCIAL ANALYSIS OF THE COUNTY AS A WHOLE

The statement of net position and the statement of activities report information about the County as a whole and about its activities to measure the results of the year's activities.

MANAGEMENT'S DISCUSSION AND ANALYSIS

GOVERNMENT-WIDE FINANCIAL STATEMENTS

The County's net position at December 31, 2020 and 2019 is presented below:

**County of Crawford, Pennsylvania
Summary Statements of Net Position
December 31, 2020 and 2019**

	<u>Governmental Activities</u>		<u>Business-type Activities</u>		<u>Total</u>	
	<u>2020</u>	<u>2019</u>	<u>2020</u>	<u>2019</u>	<u>2020</u>	<u>2019</u>
Assets						
Current and other assets	\$ 31,073,720	\$ 23,507,320	\$ 15,445,908	\$ 12,163,513	\$ 46,519,628	\$ 35,670,833
Capital assets	51,449,257	51,446,758	1,272,742	1,458,803	52,721,999	52,905,561
Total Assets	82,522,977	74,954,078	16,718,650	13,622,316	99,241,627	88,576,394
Deferred outflows of resources	2,753,642	80,110	862,663	24,286	3,616,305	104,396
Liabilities						
Current and other liabilities	10,972,746	8,501,396	2,142,220	1,027,450	13,114,966	9,528,846
Non-current liabilities	20,059,625	22,873,856	1,721,362	2,353,616	21,780,987	25,227,472
Total Liabilities	31,032,371	31,375,252	3,863,582	3,381,066	34,895,953	34,756,318
Deferred inflows of resources	4,222,598	648,487	1,322,859	196,589	5,545,457	845,076
Net Position						
Net investment in capital assets	36,339,257	35,381,758	1,272,742	1,458,803	37,611,999	36,840,561
Restricted	3,360,369	3,022,866	-	-	3,360,369	3,022,866
Unrestricted	10,322,024	4,605,825	11,122,130	8,610,144	21,444,154	13,215,969
Total Net Position	\$ 50,021,650	\$ 43,010,449	\$ 12,394,872	\$ 10,068,947	\$ 62,416,522	\$ 53,079,396

As noted earlier, net position may serve over time as a useful indicator of a government's financial position. The County's assets and deferred outflows of resources exceeded liabilities and deferred inflows of resources by \$62.4 million at December 31, 2020, an increase from December 31, 2019 of approximately \$9.2 million. The increase is mainly a result of positive change in net position for the General Fund.

Of the net position, \$3.4 million is restricted for various purposes; \$21.4 million is unrestricted and available to support operations or provide for the payment of long-term debt at the government-wide level; and \$37.6 million is net investment in capital assets.

MANAGEMENT'S DISCUSSION AND ANALYSIS

The following table presents the change in net position for the years ended December 31, 2020 and 2019:

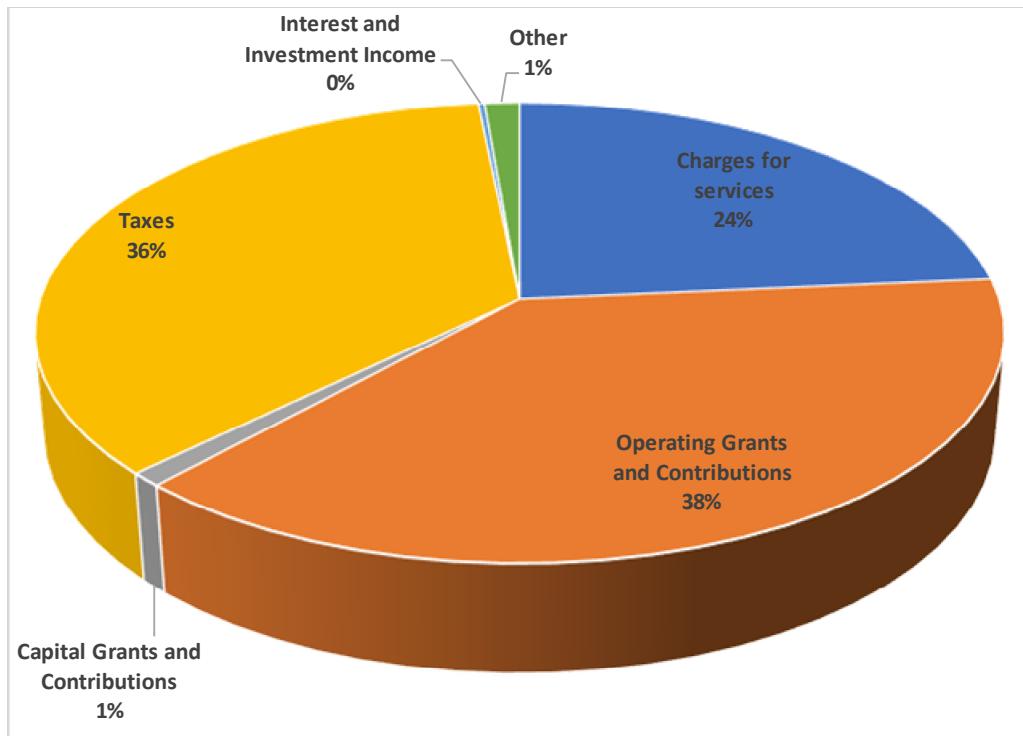
County of Crawford, Pennsylvania						
Change in Net Position						
Year Ended December 31, 2020						
(With Comparative Totals for the Year Ended December 31, 2019)						
	Governmental		Business-type		Total	
	Activities		Activities			
	2020	2019	2020	2019	2020	2019
Revenues:						
Program revenues:						
Charges for services	\$ 5,955,137	\$ 6,870,424	\$ 12,069,040	\$ 12,583,783	\$ 18,024,177	\$ 19,454,207
Operating grants and contributions	29,221,300	22,262,186	-	-	29,221,300	22,262,186
Capital grants and contributions	742,604	670,383	-	-	742,604	670,383
General revenues:						
Taxes	27,273,550	26,933,292	-	-	27,273,550	26,933,292
Interest and investment income	176,703	293,184	2,973	3,409	179,676	296,593
Other	(31,964)	837,605	1,058,694	(1,449)	1,026,730	836,156
Total revenues	<u>63,337,330</u>	<u>57,867,074</u>	<u>13,130,707</u>	<u>12,585,743</u>	<u>76,468,037</u>	<u>70,452,817</u>
Program expenses:						
General government	18,626,997	15,263,379	-	-	18,626,997	15,263,379
Public safety	10,794,937	13,372,928	-	-	10,794,937	13,372,928
Public works	1,163,438	839,469	-	-	1,163,438	839,469
Human services	16,629,658	19,636,777	10,804,782	10,082,520	27,434,440	29,719,297
Culture and recreation	700,185	564,381	-	-	700,185	564,381
Conservation and development	332,461	365,307	-	-	332,461	365,307
Insurance claims and related expenses	7,720,651	7,419,859	-	-	7,720,651	7,419,859
Interest	357,802	398,831	-	-	357,802	398,831
Total program expenses	<u>56,326,129</u>	<u>57,860,931</u>	<u>10,804,782</u>	<u>10,082,520</u>	<u>67,130,911</u>	<u>67,943,451</u>
Change in Net Position	7,011,201	6,143	2,325,925	2,503,223	9,337,126	2,509,366
Net position - beginning	<u>43,010,449</u>	<u>43,004,306</u>	<u>10,068,947</u>	<u>7,565,724</u>	<u>53,079,396</u>	<u>50,570,030</u>
Net position - ending	<u>\$ 50,021,650</u>	<u>\$ 43,010,449</u>	<u>\$ 12,394,872</u>	<u>\$ 10,068,947</u>	<u>\$ 62,416,522</u>	<u>\$ 53,079,396</u>

MANAGEMENT'S DISCUSSION AND ANALYSIS

SOURCES OF REVENUES

The following chart graphically depicts the government-wide sources of revenues for the fiscal year ended December 31, 2020:

**County of Crawford, Pennsylvania
Government-Wide Sources of Revenues
Total Revenues \$76,468,037**



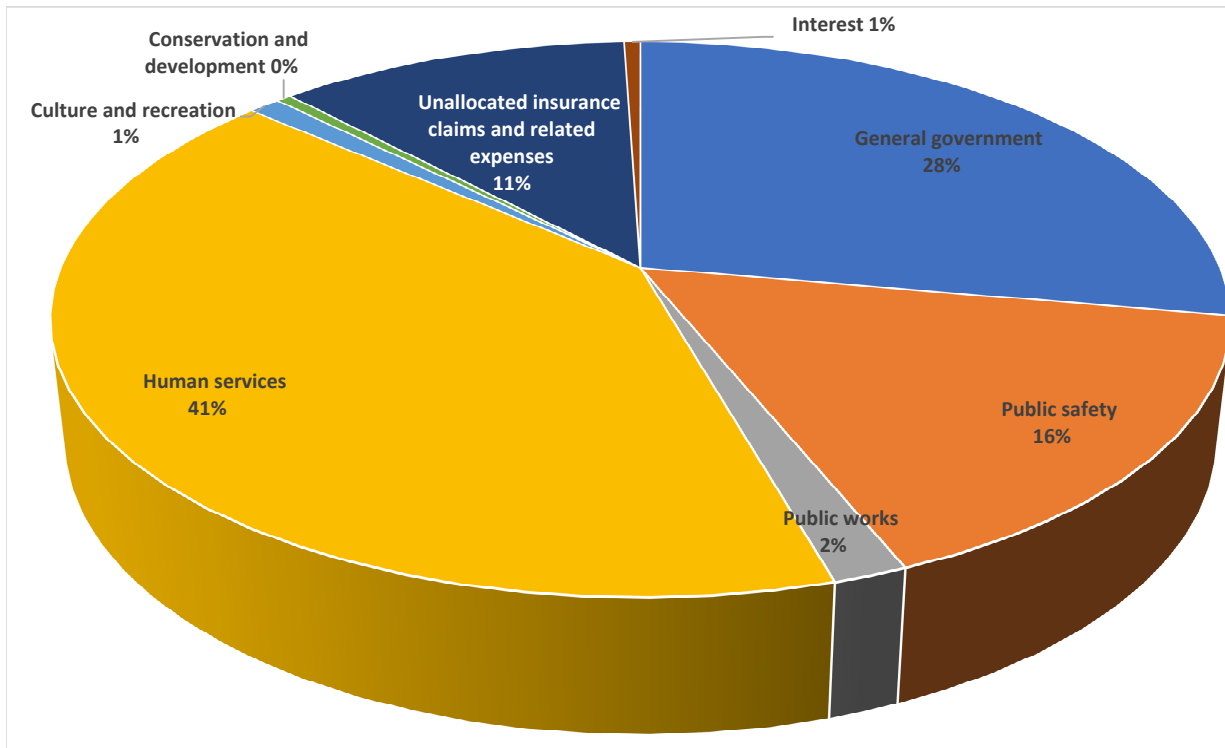
The government-wide revenues of \$76.5 million were derived primarily from taxes and operating grants and contributions, which make up 36% and 38% of total revenues, respectively. The next largest source of revenue was charges for services, which is 24% of total revenues.

MANAGEMENT'S DISCUSSION AND ANALYSIS

PROGRAM EXPENSES

The following chart graphically depicts the government-wide program expenses for the fiscal year ended December 31, 2020:

**County of Crawford, Pennsylvania
Government-Wide Program Expenses
Total Expenses \$67,130,911**



The largest area of expenses was Human Services, which totaled \$27.4 million or 41% of all expenses. Human Services provides a vast array of social services programs including Children and Youth, Mental Health, Intellectual Disabilities, and Early Intervention Services. Human Services expenses also include the operation of the Crawford County Care Center, a County-operated nursing home. Following Human Services, General Government at \$18.6 million represented 28% of all expenses, followed by Public Safety with \$10.8 million in expenses representing 16% of expenses, and Insurance Claims and Related Expenses at \$7.7 million or 11% of the total.

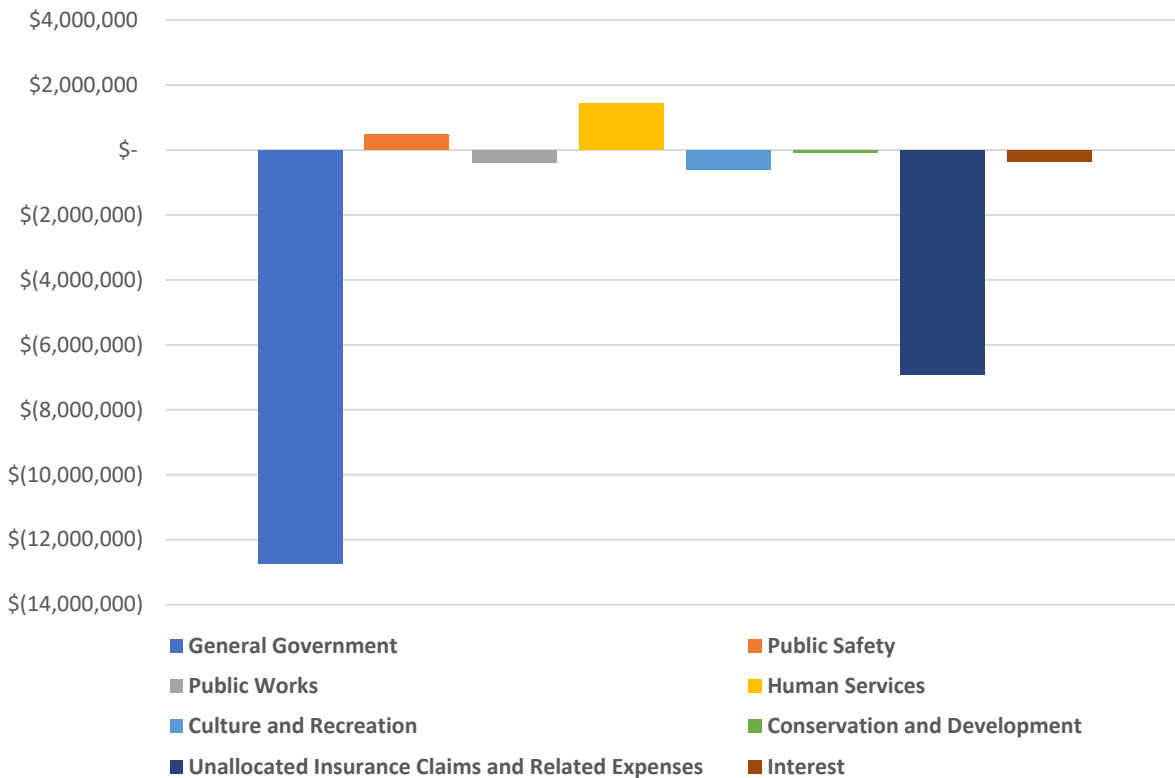
MANAGEMENT'S DISCUSSION AND ANALYSIS

NET PROGRAM EXPENSES/REVENUES

Net program expenses/revenues indicate the amount of support required from taxes and other general revenues for the year. The following chart graphically depicts the net program expenses/revenues by function/program for the year ended December 31, 2020:

County of Crawford, Pennsylvania Government-Wide Net Program Revenues/Expenses

General government required the most general revenues for support, needing \$12.7 million during 2020.



FINANCIAL ANALYSIS OF THE COUNTY'S FUNDS

The County reports three major governmental funds (General, Human Services Fund, and COVID-19 County Relief Fund). The Human Services Fund consists of Mental Health and Intellectual Disabilities, Children and Youth Services, and Early Intervention Services.

The County also reports total nonmajor governmental funds, which include several nonmajor funds. The largest of these include: Liquid Fuels, Community Development Block Grant (CDBG), and 911. The combining statements of the nonmajor governmental funds can be found on pages 52 through 53.

MANAGEMENT'S DISCUSSION AND ANALYSIS

As mentioned earlier, the focus of the governmental funds is to provide information on the near-term inflows, outflows, and the balances of spendable resources. Such information is useful in assessing the County's financing requirements. In particular, unassigned fund balances may serve as a useful measure of the County's net resources available for spending at the end of the fiscal year.

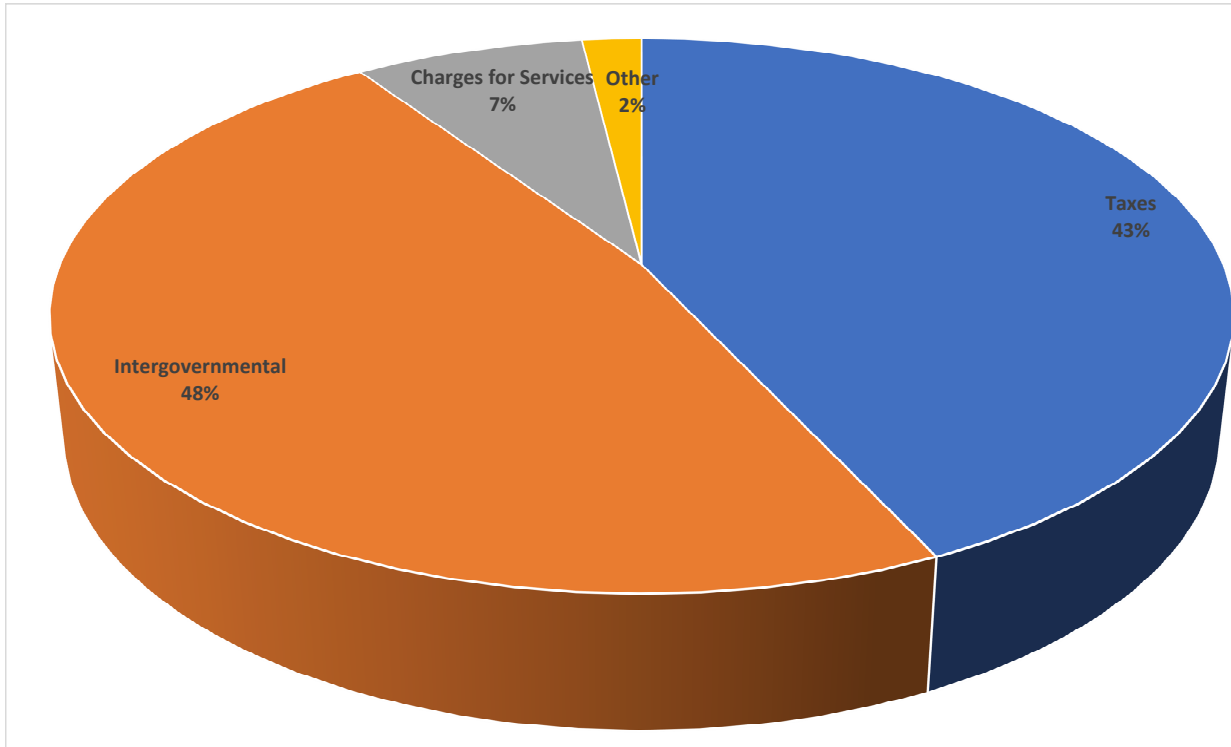
The following table presents the statements of revenues, expenditures, and changes in fund balances for the years ended December 31, 2020 and 2019:

County of Crawford, Pennsylvania		
Statements of Revenues, Expenditures, and Changes in Fund Balances		
Years Ended December 31, 2020 and 2019		
	Governmental Funds	
	2020	2019
Revenues:		
Taxes	\$ 27,182,734	\$ 27,078,870
Intergovernmental	29,963,904	22,928,088
Charges for services	4,722,747	5,930,606
Fines and forfeitures	312,349	305,550
Investment earnings	172,379	288,157
Payment in lieu of taxes	153,676	140,848
Miscellaneous	588,563	795,273
Total revenues	63,096,352	57,467,392
Expenditures:		
General government	21,337,915	16,970,588
Public safety	12,485,252	14,995,929
Public works	766,072	1,207,599
Human services	20,336,133	21,409,636
Culture and recreation	606,907	487,171
Conservation and development	441,387	466,012
Debt service	1,325,400	1,315,999
Capital outlay	-	170
Total expenditures	57,299,066	56,853,104
(Deficiency) of Revenues		
Over Expenditures	5,797,286	614,288
Other Financing Sources (Uses):		
Gain from sale of assets	25,864	3,970
Transfers in	2,009,525	2,171,426
Transfers out	(2,009,525)	(2,171,426)
Total other financing sources	25,864	3,970
Net Change in Fund Balance	5,823,150	618,258
Fund balance, beginning	23,885,673	23,267,415
Fund balance, ending	\$ 29,708,823	\$ 23,885,673

MANAGEMENT'S DISCUSSION AND ANALYSIS

Governmental funds revenues, by source, for the year ended December 31, 2020 were:

**County of Crawford, Pennsylvania
Governmental Funds
Revenues Classified by Source
Total Revenues \$63,096,352**

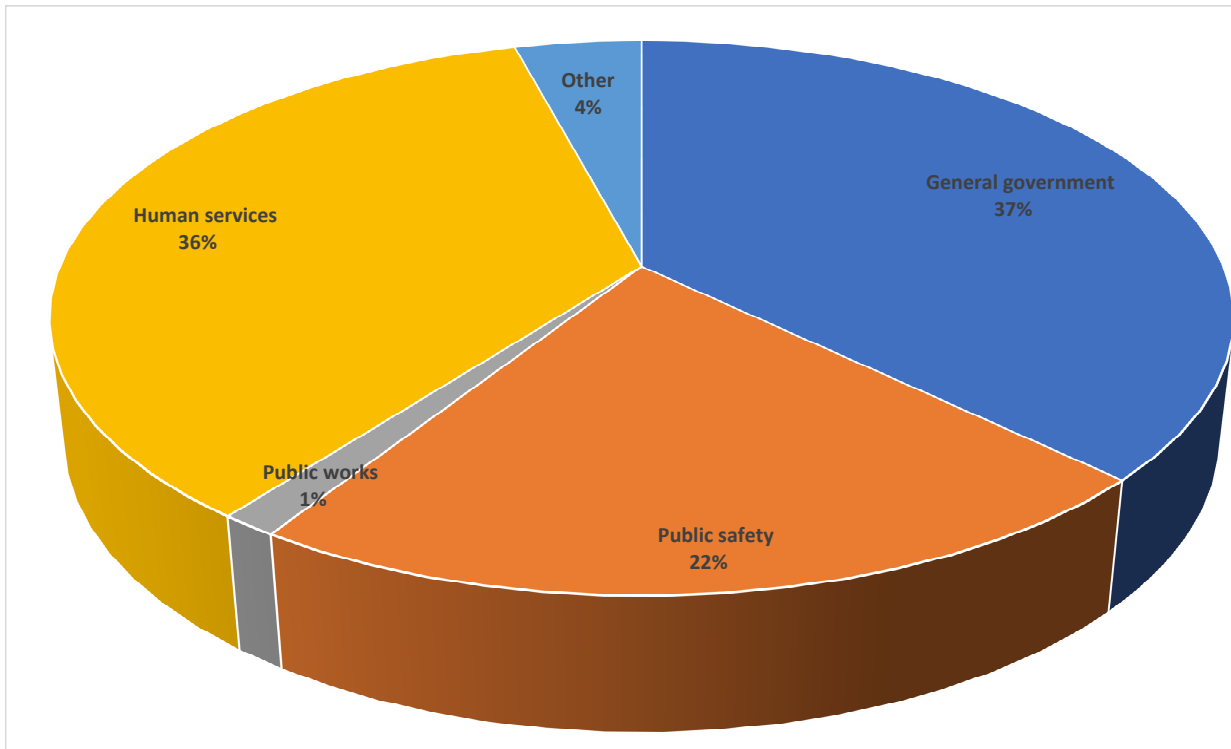


Governmental fund revenues totaled \$63.1 million for the year ended December 31, 2020, of which \$30 million (48%) came from Intergovernmental (Federal and State) revenues. Taxes accounted for \$27.2 million (43%) in revenue. Charges for services reached \$4.7 million (7%) in revenue. Other revenues of \$1.2 million including fines and forfeitures, investment earnings, payment in lieu of taxes, and miscellaneous revenues in total comprise approximately 2% of total revenues.

MANAGEMENT'S DISCUSSION AND ANALYSIS

Governmental funds expenditures, by function, for the year ended December 31, 2020 were:

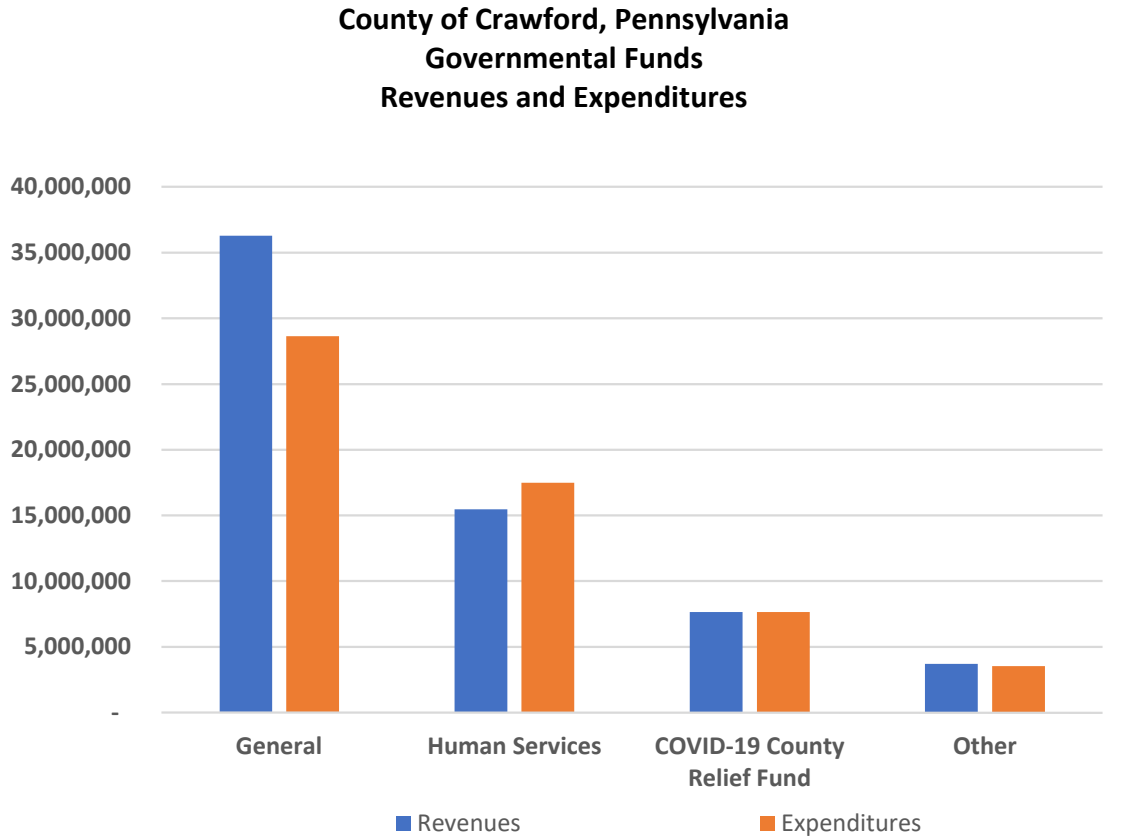
**County of Crawford, Pennsylvania
Governmental Funds
Expenditures Classified by Function
Total Expenditures \$57,299,066**



Governmental fund expenditures totaled \$57.3 million for the year ended December 31, 2020, of which \$21.4 million (37%) were general governmental expenditures. Human services and public safety expenditures were \$20.3 million (36%) and \$12.5 million (22%), respectively. Expenditures for public works were approximately \$800,000 (1%). Other expenditures totaling \$2.3 million (4%) were made for culture and recreation, conservation and development, and debt service.

MANAGEMENT'S DISCUSSION AND ANALYSIS

The following chart graphically depicts the total revenues received and expenditures incurred for the governmental funds for the year ended December 31, 2020.



GENERAL FUND BUDGETARY HIGHLIGHTS

The statement of revenues, expenditures, and changes in fund balance – budget to actual – General Fund for the year ended December 31, 2020 is found on page 7 of the financial statements.

Overall, the County had a favorable variance between the final budget and the actual net change in fund balance of \$4,588,892 or 13% of final budgeted revenues of \$34.9 million.

The County had a favorable variance between the final budget and actual revenue of approximately \$1.1 million. The primary factors causing the variance were taxes were \$0.6 million more than anticipated, while miscellaneous revenues were \$0.3 more than anticipated, as was charges for services were \$0.2 million more than anticipated.

The County's actual expenditures for 2020 were less than the final budget by approximately \$3 million. The majority of the variance occurred in the Public Safety function where actual expenditures were less than the final budget by approximately \$2.8 million. The variance is

MANAGEMENT'S DISCUSSION AND ANALYSIS

primarily due to the fact that Public Safety wages for a time period were paid through the COVID-19 Funding.

CAPITAL ASSETS

The County's total investment in capital assets as of December 31, 2020 amounts to \$51.5 million, net of accumulated depreciation. This investment includes construction in progress, land and land improvements, buildings, equipment, vehicles, and infrastructure. There was a slight decrease in capital assets during the year due as depreciation expense exceeded capital outlays.

LONG-TERM DEBT

As of December 31, 2020, the County has \$21.8 million of long-term debt, including net pension liability of \$7.2million.

CONTACTING THE COUNTY'S FINANCIAL MANAGEMENT

This financial report is designed to provide citizens, taxpayers, customers, investors, and creditors with a general overview of the County's finances and to demonstrate the County's accountability. Questions concerning this report or requests for additional information should be directed, in writing, to:

Office of the County Commissioners
County of Crawford, Pennsylvania
903 Diamond Park
Meadville, PA 16335

FINANCIAL STATEMENTS

COUNTY OF CRAWFORD, PENNSYLVANIA

STATEMENT OF NET POSITION

DECEMBER 31, 2020

Assets	Governmental Activities	Business-type Activities	Total
Cash and cash equivalents	\$ 21,619,379	\$ 3,824,537	\$ 25,443,916
Investments	6,156,206	-	6,156,206
Receivables:			
Accounts receivable, net	1,686,892	2,023,713	3,710,605
Taxes receivable, net	3,210,241	-	3,210,241
Intergovernmental receivable	6,333,996	45,139	6,379,135
Internal balances	(9,511,061)	9,511,061	-
Prepaid expenses and other assets	1,578,067	41,458	1,619,525
Capital assets, not being depreciated/amortized	2,844,914	-	2,844,914
Capital assets, net of accumulated depreciation/amortization	48,604,343	1,272,742	49,877,085
Total Assets	82,522,977	16,718,650	99,241,627
Deferred Outflows of Resources			
Deferred outflows of resources for pension	2,753,642	862,663	3,616,305
Liabilities			
Accounts payable	2,430,102	1,201,843	3,631,945
Accrued payroll and related liabilities	721,667	203,243	924,910
Accrued interest payable	36,897	-	36,897
Intergovernmental payable	252,319	-	252,319
Unearned revenue	5,436,217	356,030	5,792,247
Compensated absences	1,550,544	381,104	1,931,648
Notes payable - current portion	545,000	-	545,000
Noncurrent liabilities:			
Notes payable, net of current portion	14,565,000	-	14,565,000
Net pension liability	5,494,625	1,721,362	7,215,987
Total Liabilities	31,032,371	3,863,582	34,895,953
Deferred Inflows of Resources			
Deferred inflows of resources for pension	4,222,598	1,322,859	5,545,457
Net Position			
Net investment in capital assets	36,339,257	1,272,742	37,611,999
Restricted for:			
Adoption counseling	20,680	-	20,680
Child support enforcement	372,522	-	372,522
District attorney	43,473	-	43,473
Offender supervision	413,731	-	413,731
Other	138,193	-	138,193
Substance abuse education	3,863	-	3,863
Tourism promotion	33,336	-	33,336
Roads and bridges	859,728	-	859,728
Emergency services	933,959	-	933,959
Other special revenue fund services	540,884	-	540,884
Unrestricted	10,322,024	11,122,130	21,444,154
Total Net Position	\$ 50,021,650	\$ 12,394,872	\$ 62,416,522

See accompanying notes to financial statements.

COUNTY OF CRAWFORD, PENNSYLVANIA

STATEMENT OF ACTIVITIES

YEAR ENDED DECEMBER 31, 2020

Functions/Programs	Program Revenues				Net (Expense) Revenue and Changes in Net Position		
	Expenses	Charges for Services	Operating Grants and Contributions	Capital Grants and Contributions	Governmental Activities	Business-type Activities	Total
Governmental activities:							
General government	\$ 18,626,997	\$ 3,440,729	\$ 2,457,461	\$ -	\$ (12,728,807)	\$ -	\$ (12,728,807)
Public safety	10,794,937	649,634	10,626,049	-	480,746	-	480,746
Public works	1,163,438	-	27,043	742,604	(393,791)	-	(393,791)
Human services	16,629,658	788,424	16,020,822	-	179,588	-	179,588
Culture and recreation	700,185	72,013	18,070	-	(610,102)	-	(610,102)
Conservation and development	332,461	197,172	71,855	-	(63,434)	-	(63,434)
Unallocated insurance claims and related expenses	7,720,651	807,165	-	-	(6,913,486)	-	(6,913,486)
Interest	357,802	-	-	-	(357,802)	-	(357,802)
Total governmental activities	56,326,129	5,955,137	29,221,300	742,604	(20,407,088)	-	(20,407,088)
Business-type activities:							
Human services	10,804,782	12,069,040	-	-	-	1,264,258	1,264,258
Total business-type activities	10,804,782	12,069,040	-	-	-	1,264,258	1,264,258
Total primary government	\$ 67,130,911	\$ 18,024,177	\$ 29,221,300	\$ 742,604	(20,407,088)	1,264,258	(19,142,830)
General revenues:							
Taxes:							
Property taxes					26,711,344	-	26,711,344
Per capita taxes					218,529	-	218,529
Hotel taxes					343,677	-	343,677
Payments in lieu of taxes					153,676	-	153,676
Unrestricted investment earnings					176,703	2,973	179,676
Gain (Loss) on disposal of capital asset					(661,327)	-	(661,327)
Miscellaneous					475,687	1,058,694	1,534,381
Total general revenues					27,418,289	1,061,667	28,479,956
Change in Net Position					7,011,201	2,325,925	9,337,126
Net position - beginning					43,010,449	10,068,947	53,079,396
Net position - ending					\$ 50,021,650	\$ 12,394,872	\$ 62,416,522

See accompanying notes to financial statements.

COUNTY OF CRAWFORD, PENNSYLVANIA

BALANCE SHEET GOVERNMENTAL FUNDS

DECEMBER 31, 2020

	General Fund	Human Services Fund	COVID-19 County Relief Fund	Total Nonmajor Funds	Total Governmental Funds
Assets					
Cash and cash equivalents	\$ 18,630,852	\$ -	\$ -	\$ 2,762,318	\$ 21,393,170
Investments	6,156,206	-	-	-	6,156,206
Receivables:					
Accounts receivable, net	717,815	396,940	-	56,096	1,170,851
Taxes receivable, net	3,210,241	-	-	-	3,210,241
Intergovernmental receivable	1,320,876	4,451,583	-	561,537	6,333,996
Due from other funds	3,505,078	952,046	-	32,819	4,489,943
Prepaid expenses and other assets	786,475	19,191	-	62,742	868,408
Total Assets	\$ 34,327,543	\$ 5,819,760	\$ -	\$ 3,475,512	\$ 43,622,815
Liabilities, Deferred Inflows of Resources, and Fund Balance (Deficit)					
Liabilities:					
Accounts payable	\$ 1,168,656	\$ 829,044	\$ -	\$ 316,210	\$ 2,313,910
Accrued payroll and related liabilities	499,386	188,650	-	33,631	721,667
Intergovernmental payable	-	41,876	-	210,443	252,319
Due to other funds	982,544	586,254	-	253,746	1,822,544
Cash advance from General Fund	-	1,160,112	-	-	1,160,112
Unearned revenue	-	5,198,688	-	237,529	5,436,217
Total Liabilities	<u>2,650,586</u>	<u>8,004,624</u>	<u>-</u>	<u>1,051,559</u>	<u>11,706,769</u>
Deferred Inflows of Resources:					
Unavailable revenue - property taxes	<u>2,207,223</u>	<u>-</u>	<u>-</u>	<u>-</u>	<u>2,207,223</u>
Fund Balance (Deficit):					
Nonspendable - prepaid items	643,269	19,191	-	62,742	725,202
Restricted:					
Adoption counseling	20,680	-	-	-	20,680
Child support enforcement	372,522	-	-	-	372,522
District attorney	43,473	-	-	-	43,473
Offender supervision	413,731	-	-	-	413,731
Other	138,193	-	-	-	138,193
Substance abuse education	3,863	-	-	-	3,863
Tourism promotion	33,336	-	-	-	33,336
Roads and bridges	-	-	-	859,728	859,728
Emergency services	-	-	-	933,959	933,959
Other special revenue	-	-	-	540,884	540,884
Committed:					
Capital projects	331,868	-	-	-	331,868
Contingencies	25,000	-	-	-	25,000
District attorney	713	-	-	-	713
Warden	3,560	-	-	-	3,560
Assigned:					
Capital projects	-	-	-	26,640	26,640
Flower fund	5,598	-	-	-	5,598
Commissary fund	330,954	-	-	-	330,954
Unassigned	<u>27,102,974</u>	<u>(2,204,055)</u>	<u>-</u>	<u>-</u>	<u>24,898,919</u>
Total Fund Balance (Deficit)	<u>29,469,734</u>	<u>(2,184,864)</u>	<u>-</u>	<u>2,423,953</u>	<u>29,708,823</u>
Total Liabilities, Deferred Inflows of Resources, and Fund Balance (Deficit)	\$ 34,327,543	\$ 5,819,760	\$ -	\$ 3,475,512	\$ 43,622,815

See accompanying notes to financial statements.

COUNTY OF CRAWFORD, PENNSYLVANIA

RECONCILIATION OF THE BALANCE SHEET OF GOVERNMENTAL FUNDS TO THE STATEMENT OF NET POSITION

DECEMBER 31, 2020

Total Fund Balance - Governmental Funds			\$ 29,708,823
Amounts reported for governmental activities in the statement of net position (page 1) are different because:			
Capital assets used in governmental activities are not current financial resources and, therefore, are not reported in the funds.			51,449,257
Property taxes receivable will be collected next year and are not available to pay for current-period expenditures and, therefore, are unavailable in the funds.			2,207,223
Internal service funds are used by management to charge the costs of general liability and health insurance to individual funds. The assets and liabilities of the internal service funds are included in governmental activities in the statement of net position.			(9,682,631)
Long-term liabilities are not due and payable in the current period and, therefore, are not reported in the funds. Long-term liabilities at year-end consist of:			
Notes payable	\$ (15,110,000)		
Accrued interest on notes	(36,897)		
Compensated absences	<u>(1,550,544)</u>	(16,697,441)	
The net pension liability is reflected on the statement of financial position, but is not considered a current expenditure for the governmental fund statements.			(5,494,625)
Deferred outflows and inflows of resources for pension are recorded and amortized in the statement of net position and are not recorded on the fund financial statements.			<u>(1,468,956)</u>
Net Position of Governmental Activities			<u>\$ 50,021,650</u>

See accompanying notes to financial statements.

COUNTY OF CRAWFORD, PENNSYLVANIA

STATEMENT OF REVENUES, EXPENDITURES, AND CHANGES IN FUND BALANCE GOVERNMENTAL FUNDS

YEAR ENDED DECEMBER 31, 2020

	General Fund	Human Services Fund	COVID-19 County Relief Fund	Total Nonmajor Funds	Total Governmental Funds
Revenues:					
Taxes	\$ 27,182,734	\$ -	\$ -	\$ -	\$ 27,182,734
Intergovernmental	4,362,628	14,495,698	7,642,748	3,462,830	29,963,904
Charges for services	3,720,861	831,023	-	170,863	4,722,747
Fines and forfeitures	312,349	-	-	-	312,349
Investment earnings	161,648	-	6,681	4,050	172,379
Payment in lieu of taxes	153,676	-	-	-	153,676
Miscellaneous	382,523	143,028	-	63,012	588,563
	36,276,419	15,469,749	7,649,429	3,700,755	63,096,352
Expenditures:					
Current:					
General government	15,102,359	-	5,805,162	431,735	21,339,256
Public safety	8,209,452	946,127	1,443,434	1,884,898	12,483,911
Public works	341,658	-	-	424,414	766,072
Human services	2,604,765	16,533,147	400,833	797,388	20,336,133
Culture and recreation	606,907	-	-	-	606,907
Conservation and development	441,387	-	-	-	441,387
Debt service:					
Principal	955,000	-	-	-	955,000
Interest	370,400	-	-	-	370,400
Issuance costs	-	-	-	-	-
Capital outlay	-	-	-	-	-
	28,631,928	17,479,274	7,649,429	3,538,435	57,299,066
Excess (Deficiency) of Revenues Over Expenditures	7,644,491	(2,009,525)	-	162,320	5,797,286
Other Financing Sources (Uses):					
Proceeds from sale of assets	864	-	-	25,000	25,864
Transfers in	-	2,009,525	-	-	2,009,525
Transfers out	(2,009,525)	-	-	-	(2,009,525)
	(2,008,661)	2,009,525	-	25,000	25,864
Net Change in Fund Balance	5,635,830	-	-	187,320	5,823,150
Fund balance (deficit) - beginning	23,833,904	(2,184,864)	-	2,236,633	23,885,673
Fund balance (deficit) - ending	\$ 29,469,734	\$ (2,184,864)	\$ -	\$ 2,423,953	\$ 29,708,823

See accompanying notes to financial statements.

COUNTY OF CRAWFORD, PENNSYLVANIA

RECONCILIATION OF THE STATEMENT OF REVENUES, EXPENDITURES, AND CHANGES IN FUND BALANCE OF GOVERNMENTAL FUNDS TO THE STATEMENT OF ACTIVITIES

YEAR ENDED DECEMBER 31, 2020

Net Change in Fund Balance - Total Governmental Funds \$ 5,823,150

Amounts reported for governmental activities in the statement of activities (page 2) are different because:

Governmental funds report capital outlay as expenditures. However, in the statement of activities, the cost of these assets is allocated over their estimated useful lives and reported as depreciation expense. This is the amount by which depreciation expense exceeded capital outlays in the current period.

689,690

The net effect of the disposal of capital assets was a decrease to net position.

(687,191)

Revenues in the statement of activities that do not provide current financial resources are not reported as revenues in the funds.

90,816

The issuance of long-term debt (e.g., bonds, notes, leases) provides current financial resources to governmental funds, while the repayment of the principal of long-term debt consumes the current financial resources of governmental funds. Neither transaction, however, has any effect on net position. Also, governmental funds report the effect of premiums, discounts, and similar items when debt is first issued, whereas these amounts are amortized in the statement of activities. This amount is the net effect of these differences in the treatment of long-term debt and related items.

955,000

Internal service funds are used by management to charge the costs of general liability, workers' compensation, and health care insurance to individual funds. The net revenue (loss) of certain activities of internal service funds is reported with governmental activities.

(1,007,435)

Some expenses (including pension) reported in the statement of activities do not require the use of current financial resources and, therefore, are not reported as expenditures in governmental funds.

1,147,171

Change in Net Position of Governmental Activities

\$ 7,011,201

See accompanying notes to financial statements.

COUNTY OF CRAWFORD, PENNSYLVANIA

STATEMENT OF REVENUES, EXPENDITURES, AND CHANGES IN FUND BALANCE - BUDGET AND ACTUAL GENERAL FUND

YEAR ENDED DECEMBER 31, 2020

	Budgeted Amounts		Actual Amounts (Budgetary Basis) (See Note 2)	Variance with Final Budget
	Original	Final		
Revenues:				
Taxes	\$ 26,570,383	\$ 26,570,383	\$ 27,240,958	\$ 670,575
Intergovernmental	4,058,286	4,058,286	4,097,504	39,218
Charges for services	3,251,509	3,251,509	3,431,207	179,698
Fines and forfeitures	288,000	288,000	290,342	2,342
Investment earnings	203,650	203,650	141,428	(62,222)
Payment in lieu of taxes	142,413	142,413	143,532	1,119
Miscellaneous	348,358	348,358	636,294	287,936
Total revenues	34,862,599	34,862,599	35,981,265	1,118,666
Expenditures:				
Current:				
General government	16,298,521	16,298,521	15,480,681	817,840
Public safety	11,252,815	11,252,815	8,485,330	2,767,485
Public works	282,260	282,260	351,769	(69,509)
Human services	1,967,517	1,967,517	2,649,413	(681,896)
Culture and recreation	242,376	242,376	618,068	(375,692)
Conservation and development	543,472	543,472	452,063	91,409
Debt service:				
Principal	955,000	955,000	975,847	(20,847)
Interest	379,037	379,037	370,541	8,496
Issuance costs	-	-	-	-
Capital outlay	450,000	450,000	-	450,000
Total expenditures	32,370,998	32,370,998	29,383,712	2,987,286
Excess of Revenues Over Expenditures	2,491,601	2,491,601	6,597,553	4,105,952
Other Financing Sources (Uses):				
Proceeds from sale of assets	-	-	864	864
Transfers in	-	-	-	-
Transfers out	(2,491,601)	(2,491,601)	(2,009,525)	482,076
Total other financing sources (uses)	(2,491,601)	(2,491,601)	(2,008,661)	482,940
Net Change in Fund Balance	-	-	4,588,892	\$ 4,588,892
Fund balance - beginning	23,833,904	23,833,904	23,833,904	
Fund balance - ending	<u>\$ 23,833,904</u>	<u>\$ 23,833,904</u>	<u>\$ 28,422,796</u>	

See accompanying notes to financial statements.

COUNTY OF CRAWFORD, PENNSYLVANIA

STATEMENT OF NET POSITION PROPRIETARY FUNDS

DECEMBER 31, 2020

	Business-type Activities Crawford County Care Center	Governmental Activities Internal Service Fund
Assets		
Current assets:		
Cash and cash equivalents	\$ 3,824,537	\$ 1,386,321
Receivables:		
Accounts receivable, net	2,023,713	516,041
Intergovernmental receivable	45,139	-
Prepaid expenses and other assets	41,458	709,659
Total current assets	5,934,847	2,612,021
Non-current assets:		
Capital assets, net of accumulated depreciation and amortization	1,272,742	-
Total Assets	7,207,589	2,612,021
Deferred Outflows of Resources		
Deferred outflows of resources for pension	862,663	-
Liabilities		
Current liabilities:		
Accounts payable and incurred insurance expenses	1,201,843	116,192
Accrued payroll and related liabilities	203,243	-
Due to other funds	2,667,399	-
Unearned revenue	356,030	-
Compensated absences	381,104	-
Total current liabilities	4,809,619	116,192
Noncurrent liabilities:		
Net pension liability	1,721,362	-
Total Liabilities	6,530,981	116,192
Deferred Inflows of Resources		
Deferred inflows of resources for pension	1,322,859	-
Net Position		
Net investment in capital assets	1,272,742	-
Unrestricted	(1,056,330)	2,495,829
Total Net Position	216,412	\$ 2,495,829
Adjustment to report the cumulative internal balance for the net effect of the activity between the internal service fund and the enterprise fund over time	12,178,460	
Net Position of Business-type Activities (page 1)	\$ 12,394,872	

See accompanying notes to financial statements.

COUNTY OF CRAWFORD, PENNSYLVANIA

STATEMENT OF REVENUES, EXPENSES, AND CHANGES IN NET POSITION PROPRIETARY FUNDS

YEAR ENDED DECEMBER 31, 2020

	Business-type Activities Crawford County Care Center	Governmental Activities Internal Service Fund
Operating Revenues:		
Charges for services	\$ 12,050,541	\$ -
Employer contributions	-	8,462,645
Miscellaneous	18,499	-
Total operating revenues	12,069,040	8,462,645
Operating Expenses:		
Personnel services	8,485,907	-
Materials and supplies	1,813,840	-
Services	1,571,446	-
Other operating expenses	235,524	1,354,902
Depreciation	209,776	-
Bad debt	242,042	-
Incurred claims and adjustments	-	6,365,749
Total operating expenses	12,558,535	7,720,651
Operating income (loss)	(489,495)	741,994
Nonoperating Revenues:		
COVID-19 Funding	1,058,694	-
Investment earnings	2,973	4,324
Gain (loss) on disposal of assets	-	-
Total nonoperating revenues (expenses)	1,061,667	4,324
Change in Net Position	572,172	746,318
Net position - beginning	(355,760)	1,749,511
Net position - ending	216,412	\$ 2,495,829
Adjustment for the net effect of the current year activity between the internal service fund and the enterprise fund	(1,753,753)	
Change in Net Position of Business-type Activities (page 2)	\$ 2,325,925	

See accompanying notes to financial statements.

COUNTY OF CRAWFORD, PENNSYLVANIA

STATEMENT OF CASH FLOWS PROPRIETARY FUNDS

YEAR ENDED DECEMBER 31, 2020

	Business-type Activities Crawford County Care Center	Governmental Activities Internal Service Fund
Cash Flows from Operating Activities:		
Receipts from customers	\$ 12,942,503	\$ 8,252,677
Payments to employees for salaries and benefits	(8,882,192)	-
Payments to suppliers and claimants	(3,050,784)	(7,663,233)
Net cash provided by (used in) operating activities	1,009,527	589,444
Cash Flows from Investing Activities:		
Interest on investments	2,973	4,324
Net cash provided by (used in) investing activities	2,973	4,324
Cash Flows from Non-Capital Financing Activities:		
Receipts from COVID-19 funding	1,058,694	-
Net cash provided by (used in) non-capital financing activities	1,058,694	-
Cash Flows from Capital and Related Financing Activities:		
Acquisition and construction of capital assets	(23,715)	-
Net Increase in Cash and Cash Equivalents	2,047,479	593,768
Cash and cash equivalents at January 1, 2020	1,777,058	792,553
Cash and cash equivalents at December 31, 2020	\$ 3,824,537	\$ 1,386,321
 Reconciliation of Operating Income (Loss) to Net Cash Provided by (Used in) Operating Activities:		
Operating income (loss)	\$ (489,495)	\$ 741,994
Adjustments to reconcile change in operating income (loss) to net cash used in operating activities:		
Pension expense	(344,361)	-
Depreciation expense	209,776	-
Bad debt expense	242,042	-
Change in assets and liabilities:		
Accounts receivable	275,391	(209,968)
Intergovernmental receivable	(45,139)	-
Prepaid expenses and other assets	59,323	(38,346)
Accounts payable and incurred insurance expenses	752,745	95,764
Accrued payroll and related liabilities	40,380	-
Due to other funds	(12,780)	-
Unearned revenue	356,030	-
Compensated absences	(34,385)	-
Net cash provided by (used in) operating activities	\$ 1,009,527	\$ 589,444

See accompanying notes to financial statements.

COUNTY OF CRAWFORD, PENNSYLVANIA

STATEMENT OF NET POSITION FIDUCIARY FUNDS

DECEMBER 31, 2020

	Pension Trust Fund	Custodial Funds
Assets		
Cash and cash equivalents	\$ 2,125,173	\$ 1,562,010
Receivables	27,321	-
Due from other governments	-	6,092
Investments:		
Money markets	227,415	-
Mutual funds - fixed income	11,552,714	-
Mutual funds - equity	46,394,874	-
Private equity trust	2,421,559	-
Global opportunities fund	16,215,623	-
Hedge fund	5,357,239	-
Alternative core bond fund	13,568,281	-
	97,890,199	1,568,102
Liabilities		
Due to other governments	-	1,368,386
Escrow liability	-	199,716
	-	\$ 1,568,102
	\$ 97,890,199	\$ 1,568,102
Net Position Restricted for Pension Benefits		
	\$ 97,890,199	

See accompanying notes to financial statements.

COUNTY OF CRAWFORD, PENNSYLVANIA

STATEMENT OF CHANGES IN NET POSITION FIDUCIARY FUNDS

YEAR ENDED DECEMBER 31, 2020

	Pension Trust Fund	Custodial Funds
Additions:		
<u>Contributions:</u>		
Employer	\$ 2,625,980	\$ -
Plan members	2,438,634	-
Total contributions	5,064,614	-
<u>Investment earnings (loss):</u>		
Net increase (decrease) in the fair value of investments	10,597,183	-
Interest and dividends	1,503,414	-
Total investment earnings (loss)	12,100,597	-
Less investment expense	(81,207)	-
Net investment earnings (loss)	12,019,390	-
<u>Collections for Other Individuals and Governments:</u>		
Sheriff's Office	-	540,280
Jail	-	289,036
Prothonotary	-	255,837
Register of Wills	-	5,167,785
Orphans Court	-	62,329
Clerk of Courts	-	1,667,272
Tax Claim	-	9,497,850
Domestic Relation Support	-	163,757
CYS Social Security Collective	-	15,685
District Courts	-	1,461,643
Patient Pers Allowance	-	695,937
Juvenile Probation	-	5,937
State Fund	-	272,391
Total collections for other individuals and governments	-	20,095,739
Total additions	17,084,004	20,095,739
<u>Deductions:</u>		
Administrative expenses	26,839	-
Benefits	5,607,019	-
Payments to other governments	-	18,942,032
Other custodial disbursements	-	1,153,707
Total deductions	5,633,858	20,095,739
Change in Net Position	11,450,146	-
Net position - beginning	86,440,053	-
Net position - ending	\$ 97,890,199	\$ -

See accompanying notes to financial statements.

COUNTY OF CRAWFORD, PENNSYLVANIA

NOTES TO FINANCIAL STATEMENTS

YEAR ENDED DECEMBER 31, 2020

1. Reporting Entity

The County of Crawford, Pennsylvania (County) is a municipal government governed by a three-member elected Board of Commissioners. The County provides services in many areas to its residents, including various general government services, public safety, public works, human services, culture and recreation, and conservation and development. These programs are financed mainly through the assessment of taxes, charges for services, and federal and state grants.

The reporting entity for the County includes the accounts of all County operations, including administrative and judicial general government, corrections, and health and welfare. These financial statements include the primary government (the County, a general purpose local government, and all funds, organizations, institutions, agencies, departments, and offices that are not legally separate from the County) and do not reflect all component units that meet the criteria for inclusion according to the Governmental Accounting Standards Board (GASB).

Related Organizations

The following separately administered organizations are related organizations to the County. Such organizations have the majority of their governing board appointed by the County Commissioners and the County is financially accountable for some of them. However, as described above, these financial statements include only the primary government.

Crawford County Drug and Alcohol Executive Commission, Inc. (Commission) - This non-profit commission operates the drug and alcohol abuse prevention and treatment program for the County. In addition to providing County match funds and federal and state pass-through grant funding, the County provides payroll services for the Commission.

Crawford Area Transportation Authority (Transportation Authority) - This is an operating authority created to provide and coordinate mass transportation services to the County. The County provides local match funds, an annual operating subsidy, and a construction subsidy to the Transportation Authority.

Crawford County Solid Waste Authority (Solid Waste Authority) - This authority was created to oversee the management of municipal solid waste in Crawford County. In addition to providing state pass-through grant funding and matching funds, the County provides payroll services for the Solid Waste Authority in addition to partially subsidizing its operations.

COUNTY OF CRAWFORD, PENNSYLVANIA

NOTES TO FINANCIAL STATEMENTS

YEAR ENDED DECEMBER 31, 2020

Crawford County Hospital Authority - This authority was created for the purpose of financing hospitals within the County.

Crawford County Industrial Development Authority – This authority was created for the purpose of developing industry by securing low-interest loans for businesses in Crawford County.

Crawford County Regional Airport Authority (Airport Authority) - This authority oversees the operations of the Port Meadville Airport. The County provides an annual operating subsidy to the Airport Authority as well as long-term zero interest financing.

Crawford County Soil Conservation District - This locally organized and operated unit of government, functioning under Pennsylvania law, was created to promote protection, maintenance, improvement, and wise use of the land, water, and other related resources.

Crawford County Fair Association (Fair) – This non-profit organization plans and operates the annual Fair. The County owns the fairground’s land and buildings, which they rent to the Fair for two weeks of the year. The County is responsible for maintenance and repairs of the fairgrounds, and provides payroll services for the Fair. The County also provides long-term zero interest financing to the Fair’s Dairy Committee.

2. Summary of Significant Accounting Policies

Government-Wide and Fund Financial Statements

The government-wide financial statements (i.e., the statement of net position and the statement of activities) report information on all of the non-fiduciary activities of the County. All fiduciary activities are reported only in the fund financial statements. The effect of interfund activity has been removed from these statements. Governmental activities, which normally are supported by taxes and intergovernmental grants, are reported separately from business-type activities, which rely to a significant extent on fees and charges for services.

The statement of activities demonstrates the degree to which the direct expenses of a given function or segment is offset by program revenues. Direct expenses are those that are clearly identifiable with a specific function or segment. Amounts reported as program revenues include 1) charges to customers for services provided and rents and 2) operating

COUNTY OF CRAWFORD, PENNSYLVANIA

NOTES TO FINANCIAL STATEMENTS

YEAR ENDED DECEMBER 31, 2020

grants. Taxes and other items not properly included among program revenues are reported instead as general revenues.

Separate financial statements are provided for governmental, proprietary, and fiduciary funds, even though the latter are excluded from the government-wide financial statements. Major individual governmental funds and major individual enterprise funds are reported as separate columns in the fund financial statements.

Measurement Focus, Basis of Accounting, and Financial Statement Presentation

The financial statements of the County are prepared in accordance with accounting principles generally accepted in the United States of America (GAAP). The Governmental Accounting Standards Board (GASB) is the authoritative standard-setting body for the establishment of governmental accounting and financial reporting principles.

The government-wide financial statements are reported using the economic resources measurement focus and the accrual basis of accounting. Revenues are recorded when earned and expenses are recorded when a liability is incurred, regardless of the timing of related cash flows. Property taxes are recognized as revenues in the year for which they are levied. Grants and similar items are recognized as revenue as soon as all eligibility requirements imposed by the provider have been met.

Governmental fund financial statements are reported using the current financial resources measurement focus and the modified accrual basis of accounting. Revenues are recognized as soon as they are both measurable and available. Revenues are considered to be available when they are collectible within the current period or soon enough thereafter to pay liabilities of the current period. For this purpose, the County considers tax revenues to be available if they are collected within 60 days of the end of the current period. Expenditures generally are recorded when a liability is incurred, as under accrual accounting. However, debt service expenditures, as well as expenditures related to compensated absences, pension, and claims and judgments, are recorded only when payment is due. General capital asset acquisitions are reported as expenditures in governmental funds. Issuances of long-term debt and acquisitions under capital leases are reported as other financing sources.

Property taxes, franchise taxes, licenses, grants, and interest associated with the current fiscal period are all considered to be susceptible to accrual and so have been recognized as revenues of the current fiscal period. Expenditure-driven grants are recognized as revenue when the qualifying expenditures have been incurred and all other eligibility requirements

COUNTY OF CRAWFORD, PENNSYLVANIA

NOTES TO FINANCIAL STATEMENTS

YEAR ENDED DECEMBER 31, 2020

have been met, and the amount is received during the period or within the availability period for this revenue source (within 60 days of year-end). All other revenue items are considered to be measurable and available only when cash is received by the government.

The proprietary and fiduciary funds are reported using the economic resources measurement focus and the accrual basis of accounting. Proprietary funds distinguish *operating* revenues and expenses from *nonoperating* items. Operating revenues and expenses generally result from providing services and producing and delivering goods in connection with a proprietary fund's principal ongoing operations. The principal operating revenues of the enterprise fund and the internal service fund are charges to customers for services provided. Operating expenses for the enterprise fund and the internal service fund include the cost of services, administrative expenses, and depreciation on capital assets. All revenues and expenses not meeting this definition are reported as nonoperating revenues and expenses. The enterprise fund's patient revenue is reported at the estimated net realizable amounts from the residents and third-party payers. Revenues under third-party payer agreements are subject to audit and retroactive adjustment. Provisions for estimated third-party payer settlements are provided in the period the related services are rendered. Differences between the estimated amounts accrued and ultimate final settlements are reported as adjustments become known.

The custodial funds have no measurement focus but utilize the accrual basis of accounting for reporting assets and liabilities.

The fund financial statements provide information about the County's funds, including its fiduciary funds. Separate statements for each fund category – governmental, proprietary, and fiduciary – are presented. The emphasis of fund financial statements is on major governmental and enterprise funds, each displayed in a separate column. All remaining governmental and enterprise funds are aggregated and reported as nonmajor funds. Major individual governmental and enterprise funds are reported as separate columns in the fund financial statements.

The County reports the following major governmental funds:

The *General Fund* is the principal operating fund of the County, which is used to account for all financial resources not accounted for in other funds.

The *Human Services Fund* accounts for the expenditure of a combination of revenues received from various federal, state, and County sources. These accounts are restricted for the provision of specified social services to eligible recipients. The Human Services

COUNTY OF CRAWFORD, PENNSYLVANIA

NOTES TO FINANCIAL STATEMENTS

YEAR ENDED DECEMBER 31, 2020

Fund is comprised of Children and Youth Services, Mental Health and Intellectual Disabilities Services, and Early Intervention Services provided by the County.

The *COVID-19 County Relief Fund* accounts for the proceeds of revenue received in response to the Coronavirus relief.

The County reports the following major enterprise fund:

The *Crawford County Care Center Fund* accounts for the operations of the Crawford County Care Center (Care Center), which is a skilled nursing facility that provides long-term nursing care.

Additionally, the County reports the following funds:

The *Special Revenue Funds* are used to account for the proceeds of specific revenue sources (other than major capital projects) that are legally restricted to expenditures for specified purposes. Special Revenue Funds utilized to account for those financial activities include: Liquid Fuels, CDBG, 911 and other.

The *Capital Projects Fund* accounts for financial resources to be used to fund certain capital projects.

The *Internal Service Fund* accounts for self-insured workers' compensation, general liability and health insurance charges to other departments or agencies of the government.

The *Pension Trust Fund* accounts for the activities related to accumulation of resources for the benefit of current and future retirees of the County.

The *Custodial Funds* are used to account for cash collected by elected row officers (Register of Wills, Recorder of Deeds, Sheriff, Prothonotary, Clerk of Courts, and Treasurer) and other County offices that are subsequently disbursed to the County, other governments, or individuals for whom it was collected.

Interfund Activity in the Government-Wide Financial Statements

During the course of operations, the government has activity between funds for various purposes. Any residual balances outstanding at year-end are reported as due from/to other funds and cash advances to/from other funds. While these balances are reported in the

COUNTY OF CRAWFORD, PENNSYLVANIA

NOTES TO FINANCIAL STATEMENTS

YEAR ENDED DECEMBER 31, 2020

fund financial statements, certain eliminations are made in the preparation of the government-wide financial statements. Balances between the funds included in governmental activities (i.e., the governmental and internal service funds) are eliminated, so that only the net amount is included as internal balances in the governmental activities column. Similarly, balances between the funds included in business-type activities (i.e., the enterprise funds) are eliminated, so that only the net amount is included as internal balances in the business-type activities column.

Further, certain activity occurs during the year involving transfers of resources between funds. In fund financial statements these amounts are reported at gross amounts as transfers in/out. While reported in the fund financial statements, certain eliminations are made in the preparation of the government-wide financial statements. Transfers between the funds included in governmental activities are eliminated, so that only the net amount is included as transfers in the governmental activities column. Similarly, balances between the funds included in business-type activities are eliminated, so that only the net amount is included as transfers in the business-type activities column.

Cash and Cash Equivalents

Cash and cash equivalents include all highly liquid investments with a maturity of three months or less when purchased.

Investments

Investments are primarily recorded at fair value. Accordingly, the change in fair value of investments is recognized as an increase or decrease to investment assets and investment income.

Fair Value Measurements

The County categorizes its fair value measurements within the fair value hierarchy established by GAAP. The hierarchy is based on the valuation inputs used to measure the fair value of the asset. Level 1 inputs are quoted prices in active markets for identical assets; Level 2 inputs are significant other observable inputs; Level 3 inputs are significant unobservable inputs.

COUNTY OF CRAWFORD, PENNSYLVANIA

NOTES TO FINANCIAL STATEMENTS

YEAR ENDED DECEMBER 31, 2020

Risks and Uncertainties

Financial instruments, which potentially expose the County to concentrations of credit risk, include investments in marketable securities. As a matter of policy, the County maintains investment balances only with institutions having a high credit quality. Concentration of credit risk for investments in marketable securities is mitigated by the overall diversification of managed investment portfolios. Investment securities are also exposed to various other risks such as interest rate risk and market risks. Due to the level of risk associated with certain investment securities, it is at least reasonably possible that changes in the values of investment securities will occur in the near-term and that such a change could materially affect the amount reported on the statement of net position.

Allowance for Doubtful Accounts

All trade and taxes receivable have been reported net of allowance for doubtful accounts. The County estimates the allowance for uncollectibles using historical collection data and in certain cases, specific account analysis.

Prepaid Items

Certain payments to vendors reflect costs applicable to future accounting periods and are recorded as prepaid items in both government-wide and fund financial statements. The cost of prepaid items is recorded as expenses/expenditures when consumed rather than when purchased.

Capital Assets

Capital assets, which include land and land improvements, building and improvements, equipment, vehicles, and infrastructure (e.g., roads, bridges, sidewalks, and similar items), are reported in the applicable governmental or business-type activities column in the government-wide financial statements. Capital assets are defined by the County as assets with initial, individual cost of more than of \$5,000 and an estimated useful life in excess of one year. Such assets are valued at historical cost or estimated historical cost if purchased or constructed. Donated capital assets are recorded at acquisition value at the date of donation.

The costs of normal maintenance and repairs that do not add to the value of the asset or materially extend assets lives are not capitalized. These costs are charged to operations when incurred.

COUNTY OF CRAWFORD, PENNSYLVANIA

NOTES TO FINANCIAL STATEMENTS

YEAR ENDED DECEMBER 31, 2020

Land and construction in progress are not depreciated. The other property, plant, and equipment of the primary government are depreciated using the straight-line method over the following estimated useful lives:

Infrastructure	50 years
Buildings	20 - 40 years
Land improvements	20 - 30 years
Equipment	5 - 20 years
Vehicles	2 – 8 years

Deferred Outflows/Inflows of Resources

In addition to assets, the statement of net position and/or the balance sheet will sometimes report a separate section for deferred outflows of resources. This separate financial statement element, *deferred outflows of resources*, represents a consumption of net position and/or fund balance that applies to a future period(s) and so will *not* be recognized as an outflow of resources (expense/expenditure) until then. The County has one item that qualifies for reporting in this category:

Certain amounts determined in connection with pension accounting requirements are reported as deferred outflows of resources on the government-wide financial statements and proprietary fund statement of net position. This amount is determined based on an actuarial valuation performed for the pension plan. Note 9 presents additional information about the pension plan.

In addition to liabilities, the statement of net position and/or the balance sheet will sometimes report a separate section for deferred inflows of resources. This separate financial statement element, *deferred inflows of resources*, represents an acquisition of net position and/or fund balance that applies to a future period(s) and so will *not* be recognized as an inflow of resources (revenue) until that time. The County has the following items that qualify for reporting in this category:

Unavailable revenue is reported only on the governmental funds' balance sheet and represents property taxes which will not be collected within the available period. This amount will be recognized as an inflow of resources in the period the amounts become available.

Certain amounts determined in connection with pension accounting requirements are reported as deferred inflows of resources on the government-wide financial statements

COUNTY OF CRAWFORD, PENNSYLVANIA

NOTES TO FINANCIAL STATEMENTS

YEAR ENDED DECEMBER 31, 2020

and the proprietary fund statement of net position. These amounts are determined based on an actuarial valuation performed for the pension plan.

Unearned Revenues

Unearned revenues are reported in government-wide financial statements and fund financial statements. The unearned revenues will be recognized as revenue in the fiscal year they are earned in accordance with the accrual basis of accounting. Unearned revenues represent monies received but not yet earned.

Compensated Absences

Calculation of the liability amount is determined by the appropriate vacation, sick, and lump-sum payments, which would be available to employees if they would leave or retire from the County.

The County accrues accumulated unpaid vacation when (1) the obligation relates to rights that vest or accumulate, (2) the payment of the obligation is probable, and (3) the amount can be reasonably estimated. Unused vacation leave is paid upon an employee's retirement or upon termination after one year of service. Sick leave not taken is paid only to retiring employees, at varying rates. No liability for these amounts is included in the governmental fund statements, only in the proprietary fund statements.

Long-Term Obligations

In the government-wide financial statements and proprietary fund financial statements, long-term debt and other long-term obligations are reported as liabilities in the applicable governmental activities statement of net position. Bond premiums and discounts are amortized over the life of the bonds. Bonds payable are reported net of the applicable bond premium or discount.

Fund Balance

In the fund financial statements, governmental funds report fund balance in categories based on the level of restriction placed upon the funds. These levels are as follows:

- Nonspendable – This category represents funds that are not in spendable form and includes such items as advances and prepaid expenditures.

COUNTY OF CRAWFORD, PENNSYLVANIA

NOTES TO FINANCIAL STATEMENTS

YEAR ENDED DECEMBER 31, 2020

- Restricted – This category represents funds that are limited in use due to constraints on purpose and circumstances of spending that are legally enforceable by outside parties. The County's restricted fund balances consist of external enabling legislation for the federal, state, or local government grants.
- Committed – This category represents funds that are limited in use due to constraints on purpose and circumstances of spending imposed by the County Commissioners. Such commitment is made via a resolution of the County Commissioners and must be made prior to the end of the fiscal year. A commitment can only be modified or removed by an equal action of the County Commissioners.
- Assigned – This category represents intentions of the County to use the funds for specific purposes. The County Commissioners have the authority to assign amounts to be used for specific purposes.
- Unassigned – This category includes the residual classification for the County's General Fund and includes all spendable amounts not contained in other classifications.

The County's policy is to apply expenditures against any non-spendable funds, restricted fund balance, committed fund balance, assigned fund balance, and then unassigned fund balances.

Net Position

Accounting standards requires the classification of net position into these components – net investment in capital assets; restricted; and unrestricted. These classifications are defined below:

- Net investment in capital assets – This component of net position consists of capital assets, net of accumulated depreciation, reduced by the outstanding balances of bonds, mortgages, notes, or other borrowings that are attributable to the acquisition, construction, or improvement of those assets. Deferred outflows of resources and deferred inflows of resources that are attributable to the acquisition, construction, or improvement of those assets or related debt are also included in this component of net position. If there are significant unspent related debt proceeds or deferred inflows of resources at the end of the reporting period, the portion of the debt or deferred inflows of resources attributable to the unspent amount is not included in the calculation of net investment in capital assets.
-

COUNTY OF CRAWFORD, PENNSYLVANIA

NOTES TO FINANCIAL STATEMENTS

YEAR ENDED DECEMBER 31, 2020

Instead, that portion of the debt or deferred inflow of resources is included in the same net position component (restricted or unrestricted) as the unspent amount.

- Restricted – This component of net position consists of restricted assets reduced by liabilities and deferred inflows of resources related to those assets. Generally, a liability relates to restricted assets if the asset results from a resource flow that also results in the recognition of a liability or if the liability will be liquidated with the restricted assets reported.
- Unrestricted – This component of net position is the net amount of the assets, deferred outflows of resources, liabilities, and deferred inflows of resources that are not included in the determination of net investment in capital assets or the restricted components of net position.

When both restricted and unrestricted resources are available for use, it is the County's policy to use restricted resources first, then unrestricted resources as they are needed.

Allocation of Indirect Expenses

The County allocates indirect expenses, primarily comprised of central governmental services, to operating functions and programs benefiting from those services. Central services include overall County management, centralized budgetary formulation and oversight, accounting, financial reporting, information technology services, personnel, purchasing, cash management, and other central administrative services. Allocations are charged to programs based on use of central services determined by various allocation methodologies. These charges are included in direct expenses in the statement of activities.

Budgets and Budgetary Accounting

The County adopts an annual budget for its General Fund on a cash basis. Unexpended budget appropriations expire at year-end and do not carry forward to future periods. The budgetary control for the Human Services Fund is maintained through enforcement of related grant provisions. A budget was not legally adopted for the COVID County Relief Fund.

On or before October 1 of each year, each department submits a proposed operating budget for the ensuing calendar year. The proposed budgets include proposed expenditures and the means of financing them. The proposed budget is compiled and made available for public inspection for at least 20 days prior to the date for adopting the budget.

COUNTY OF CRAWFORD, PENNSYLVANIA

NOTES TO FINANCIAL STATEMENTS

YEAR ENDED DECEMBER 31, 2020

After the inspection period has been satisfied, the budget is legally adopted no later than December 31 of the year before the one for which it is effective.

The appropriated budget is prepared by fund, function, and department. The County's department heads may make transfers of appropriations within a department. Transfers of appropriations between departments require the approval of the Commissioners. The legal level of budgetary control (i.e., the level at which expenditures may not legally exceed appropriations) is the department level.

Encumbrance accounting is employed in the Liquid Fuels Fund, one of the governmental funds. Encumbrances (e.g., purchase orders, contracts) outstanding at year-end are reported in fund balance and do not constitute expenditures or liabilities, because the commitments will be appropriated and honored during the subsequent year.

The following is a reconciliation of the actual results of operations in the statement of revenues, expenditures, and changes in fund balance – General Fund to the budgetary cash basis of accounting used in the statement of revenues, expenditures, and changes in fund balance – budget and actual – General Fund.

	<u>General Fund</u>
Net change in fund balance - General Fund as presented (modified accrual)	\$ 5,633,511
Adjustment to reconcile accounts and property taxes receivable to budgetary basis	(295,154)
Adjustment to reconcile prepaids and accounts and wages payable to budgetary basis	<u>(749,465)</u>
Net change in fund balance - General Fund budgetary basis (cash basis)	<u>\$ 4,588,892</u>

Accounting Estimates

The preparation of the financial statements in conformity with accounting standards generally accepted in the United States of America requires management to make estimates and assumptions that affect the amounts reported in the financial statements and accompanying notes. Actual results may differ than those estimates.

COUNTY OF CRAWFORD, PENNSYLVANIA

NOTES TO FINANCIAL STATEMENTS

YEAR ENDED DECEMBER 31, 2020

Adopted Pronouncements

The requirements of the following GASB Statements were adopted for the County's financial statements:

GASB Statement No. 84, "*Fiduciary Activities*," improves guidance regarding the identification of fiduciary activities for accounting and financial reporting purposes and how these activities should be reported. The provisions of this statement have been adopted and incorporated into these financial statements.

GASB Statement No. 88, "*Certain Disclosures Related to Debt, including Direct Borrowings and Direct Placements*," improves the information that is disclosed in notes to government financial statements related to debt, including direct borrowings and direct placements. It also clarifies which liabilities governments should include when disclosing information related to debt. The provisions of this statement have been adopted and incorporated into these financial statements.

Pending Pronouncements

GASB has issued statements that will become effective in future years, including Statement Nos. 87 (Leases), 89 (Accounting for Interest Cost), 91 (Conduit Debt Obligations), 92 (Omnibus 2020), 93 (Interbank Offered Rates), 94 (Public-Private and Public-Public Partnerships), 96 (Information Technology Arrangements), and 97 (Deferred Compensation Plans). Management has not yet determined the impact of these statements on the financial statements.

3. Deposits and Investments

Pennsylvania statutes provide for investment of governmental funds into certain authorized investment types including U.S. Treasury bills, other short-term U.S. government obligations, short-term commercial paper issued by a public corporation, banker's acceptances, insured or collateralized time deposits, and certificates of deposit. The statutes allow pooling of governmental funds for investment purposes.

In addition to the investments authorized for governmental funds, fiduciary fund investments may also be made in corporate stocks and bonds and other investments consistent with sound business practice.

COUNTY OF CRAWFORD, PENNSYLVANIA

NOTES TO FINANCIAL STATEMENTS

YEAR ENDED DECEMBER 31, 2020

The risk that an issuer or other counterparty to an investment will not fulfill its obligations is called credit risk. The County's formal investment policy does not limit its investment choices based on credit ratings by nationally recognized statistical rating organizations.

Governmental and Business Type Activities

Deposits

The following is a description of the County's deposit risks:

Custodial Credit Risk – Custodial credit risk is the risk that in the event of a bank failure, the County's deposits may not be returned to it. The County does not have a formal deposit policy for custodial credit risk. Of the bank balance of \$26,067,614 at December 31, 2020, \$546,552 was covered by federal depository insurance. The remaining balance was collateralized in accordance with Act 72 of the Pennsylvania state legislature, which requires the institution to pool collateral for all governmental deposits and have the collateral held by an approved custodian in the institution's name. These deposits, with carrying amounts of \$24,008,742 as of December 31, 2020, are reported as cash and cash equivalents.

Cash Equivalent Investments

The County's cash equivalent investment in the Pennsylvania Local Government Investment Trust (PLGIT) (an external investment) cannot be classified by risk category because the investment is not evidenced by securities that exist in physical or book entry form. PLGIT was established as a common law trust organized under laws of the Commonwealth of Pennsylvania. Shares of the fund are offered to certain Pennsylvania school districts, intermediate units, area vocational-technical schools, and municipalities. The purpose of this fund is to enable such governmental units to pool available funds for investment. The County's position in the external investment pool is the same as the value of the pool shares and is reported at amortized cost, which approximates fair value. All investments in external investment pools that are not SEC-registered are subject to oversight by the Commonwealth of Pennsylvania. The investments in PLGIT-Class require no minimum balance, no minimum initial investment, and a one-day minimum investment period. The investments in PLGIT-Prime require no minimum balance, no minimum initial investment, and limits redemptions or exchanges to two per calendar month. The PLGIT annual audit report is available on their website.

COUNTY OF CRAWFORD, PENNSYLVANIA

NOTES TO FINANCIAL STATEMENTS

YEAR ENDED DECEMBER 31, 2020

As of December 31, 2020 the investment in PLGIT of \$1,435,174 (book balance), is considered to be a cash equivalent for presentation on the government-wide statement of net position and the governmental funds balance sheet.

Investments

As of December 31, 2020, the County had the following investments:

Investment Type	Fair Value	Investment Maturities (in Years)			
		Less Than 1	1-5	6-10	More Than 10
<u>Governmental activities</u>					
Debt securities:					
U.S. Treasury Notes and Bonds	\$ 115,158	\$ -	\$ 115,158	\$ -	\$ -
U.S. Government Agency Obligations	1,170,535	59,496	325,617	76,599	708,823
Certificates of deposit	3,430,243	3,332,293	97,950	-	-
Total debt securities and certificates of deposit	4,715,936	<u>\$ 3,391,789</u>	<u>\$ 538,725</u>	<u>\$ 76,599</u>	<u>\$ 708,823</u>
Money markets	1,440,270				
Total	<u>\$ 6,156,206</u>				

U.S. Treasury Notes and Bonds and U.S. Government Agency Obligations are valued at fair value using various techniques, which may consider the reported sales of similar securities, market price quotations, and data (such as broker quotes, yields, bids, and reference data) (Level 2). The County's investments in money markets and certificates of deposit are reported at amortized cost, which approximates market.

The following is a description of the County's investment risks:

Custodial Credit Risk - Custodial credit risk is the risk that in the event of the failure of the bank or counterparty, the County will not be able to recover the value of their deposits or investments or collateral securities that are in the possession of an outside entity. The County does not have a formal deposit or investment policy for custodial credit risk. As of December 31, 2020, the full bank balance of all of the County's certificates of deposits and money market funds were insured by the Federal Deposit Insurance Corporation (FDIC) or collateralized in accordance with Act 72 of the Pennsylvania state legislature, which requires the institution to pool collateral for all governmental deposits and have the collateral held

COUNTY OF CRAWFORD, PENNSYLVANIA

NOTES TO FINANCIAL STATEMENTS

YEAR ENDED DECEMBER 31, 2020

by an approved custodian in the institution's name. As of December 31, 2020, the County's remaining investment balance of \$1,285,693 (bank and book balance) was exposed to custodial credit risk. All of the County's investments, other than certificates of deposits, were uninsured and held by the counterparty. The counterparty is a member of the Securities Investor Protection Corporation (SIPC), which provides insurance coverage up to \$500,000 of the net equity balance, including up to \$250,000 in cash, in the event the counterparty fails, owing the County cash and securities that are missing from their accounts. This coverage does not extend to losses incurred due to fraud, misrepresentation, or investment decisions.

Concentration of Credit Risk - The County's investment policy is to invest in U.S. Government or federal agency securities for which there is no limit to the investment amount.

Interest Rate Risk - As a means of limiting its exposure to fair value losses arising from rising interest rates, the County's investment policy is to invest funds to meet its projected cash flow requirements. Investments are made at the discretion of the County, as long as such investments are made at approved financial institutions and are fully collateralized by securities with a fair value equal to or exceeding the cost of the investment. Investments must be made in accordance with the Commonwealth of Pennsylvania's Act 72. The County's investments in PLGIT and money markets have maturities of less than one year.

Credit Risk - The risk that an issuer or other counterparty to an investment will not fulfill its obligations is called credit risk. As of December 31, 2020, the County's investments in PLGIT and debt securities have received AAA and AA ratings, respectively, from Standard & Poor's.

Custodial Funds

The County maintains bank accounts for the elected row officers and other County offices. The balance of these accounts is reflected in the statement of fiduciary net position. The carrying amount of deposits for the row offices and other County offices was \$1,562,010 and the bank balance was \$1,918,150. Of the bank balance, \$192,125 was covered by federal depository insurance. The remaining balance was collateralized in accordance with Act 72 of the Pennsylvania state legislature, which requires the institution to pool collateral for all governmental deposits and have the collateral held by an approved custodian in the institution's name.

COUNTY OF CRAWFORD, PENNSYLVANIA

NOTES TO FINANCIAL STATEMENTS

YEAR ENDED DECEMBER 31, 2020

Pension Trust Fund – Deposits

The Pension Trust Fund deposits are held separately from those of other County funds. The Pension Trust Fund cash and cash equivalents book value and bank balance was \$2,125,173 at December 31, 2020. None of the bank balance was covered by federal deposit insurance. The entire bank balance was collateralized in accordance with Act 72 of the Pennsylvania state legislature, which requires the institution to pool collateral for all governmental deposits and have the collateral held by an approved custodian in the institution's name.

Pension Trust Fund - Investments

The Pension Trust Fund investments are held separately from those of other County funds. The County's Pension Committee determines the investment managers for the Pension Trust Fund and meet periodically with the trustees to discuss the general categories of investments to be made.

COUNTY OF CRAWFORD, PENNSYLVANIA

NOTES TO FINANCIAL STATEMENTS

YEAR ENDED DECEMBER 31, 2020

The Pension Trust Fund categorizes its fair value measurements within the fair value hierarchy established by GAAP. The Pension Trust Fund had the following recurring fair value measurements at December 31, 2020:

Investments by Fair Value Level	Total	Fair Value Measurements		
		Level 1	Level 2	Level 3
Mutual funds - fixed income	\$ 11,552,714	\$ 11,552,714	\$ -	\$ -
Mutual funds - equity:				
Real estate	4,058,447	4,058,447	-	-
Large blend	18,800,777	18,800,777	-	-
Small blend	1,507,737	1,507,737	-	-
Foreign large blend	18,232,065	18,232,065	-	-
Mid cap growth	3,795,848	3,795,848	-	-
Total Mutual Funds - Equity	46,394,874	46,394,874	-	-
Private equity trust	2,421,559	-	-	2,421,559
Total Investments by Fair Value Level	60,369,147	\$ 57,947,588	\$ -	\$ 2,421,559
Money markets	227,415			
Investments Measured at NAV:				
Global Opportunities Fund	16,215,623			
Hedge Fund	5,357,239			
Alternative Core Bond Fund	13,568,281			
Total Investments measured at NAV	35,141,143			
Total investments measured at fair value	\$ 95,737,705			

Mutual funds and common stock classified in Level 1 are valued using quoted market prices in active markets for those securities. Private equity trusts classified in Level 3 are valued based upon the County's share of the trust assets held. The underlying assets of the private equity trust are primarily invested in limited partnerships or other pooled investment vehicles that are organized to make investments in large-cap buyout, mid-cap buyout, special situations, and venture/growth capital investment funds, as well as securities, including co-investments. The Pension Trust Fund's investment in money markets of \$227,415 is reported at amortized cost, which approximates market.

The valuation method for investments measured at the net asset value (NAV) per share (or its equivalent) as determined by investment managers under the so-called "practical expedient" is presented on the following table. The practical expedient allows NAV per

COUNTY OF CRAWFORD, PENNSYLVANIA

NOTES TO FINANCIAL STATEMENTS

YEAR ENDED DECEMBER 31, 2020

share to represent fair value for reporting purposes when the criteria for using this method are met.

Instrument	Fair Value	Unfunded Commitments	Redemption Frequency	Redemption Notice Period
				22nd calendar day of
Global Opportunities Fund (1)	\$ 16,215,623	\$ -	Monthly	prior month
Hedge Fund (2)	5,357,239	-	Quarterly	45 - 60 days
Alternative Core Bond Fund (3)	<u>13,568,281</u>	-	Daily	None
Total Investments Measured at NAV	<u>\$ 35,141,143</u>			

(1) *Global Opportunities Fund*. This investment type includes the Wellington Trust Company, National Association, CTF Global Opportunities Fund (Global Opportunities Fund). The investment strategy of the Global Opportunities Fund is to provide a long-term total return in excess of the MSCI All Country World Index.

(2) *Hedge Fund*. This investment type includes the ABS Offshore SPC (Hedge Fund). The investment strategy of the Hedge Fund is to generate global equity market returns while maintaining a moderate level of risk, as measured by the standard deviation of monthly returns.

(3) *Alternative Core Bond Fund*. This investment type includes the IR&M Core Bond Fund LLC (Bond Fund). The investment strategy of the Bond Fund is to outperform the Bloomberg Barclays U.S. Aggregate Index by investing primarily in investment-grade fixed income securities; corporate securities; municipal securities; 144A securities; convertible securities; inflation-indexed securities; U.S dollar-denominated debt of foreign issuers; structured securities including residential mortgage backed securities, mortgage pass-throughs and collateralized mortgage obligations, asset-backed securities, and commercial mortgage backed securities; preferred and hybrid capital securities and money market instruments.

The preceding methods described may produce a fair value calculation that may not be indicative of net realizable value or reflective of the future fair values. Furthermore, although the Pension Trust Fund believes its valuation methods are appropriate and consistent with other market participants, the use of different methodologies or assumptions to determine fair value of certain financial instruments could result in a different fair value measurement at the reporting date.

COUNTY OF CRAWFORD, PENNSYLVANIA

NOTES TO FINANCIAL STATEMENTS

YEAR ENDED DECEMBER 31, 2020

The following is a description of the County's Pension Trust Fund investment risks:

Credit Risk - The risk that an issuer or other counterparty to an investment will not fulfill its obligations is called credit risk. The County does not have a formal investment policy for credit risk. As of December 31, 2020, the County's Pension Trust Fund does not have any investments in fixed income securities.

Custodial Credit Risk - For investments, custodial credit risk is the risk that in the event of the failure of the bank or counterparty, the Pension Trust Fund will not be able to recover the value of its deposits, investments, or collateral securities that are in the possession of an outside entity. The County's Pension Trust Fund does not have a formal investment policy for custodial credit risk.

Interest Rate Risk – The Pension Trust Fund does not have a formal investment policy that limits investment maturities as a means of managing its exposure to fair value losses arising from increasing interest rates. As of December 31, 2020, the County's Pension Trust Fund does not have any investments in fixed income securities.

4. Property Taxes

The County is permitted by state law to levy taxes up to 25 mills of assessed valuation. The millage rate levied by the County for the year ended December 31, 2020 was 21.85 mills (property tax), applied to an assessable base of \$1,230,831,246 for general County purposes. Of this amount, 0.9 mills is restricted for payment of interest and principal on the indebtedness incurred under the Local Government Debt Act to finance the construction of the new Judicial Center and 0.7 mills is for the library tax assessment. Property taxes attach as an enforceable lien on property as of January 1 and are levied on March 1. These taxes are billed by the County and collected by elected tax collectors. Taxes paid through April 30 are reduced by a 3% discount. Amounts paid after June 30 are assessed a 10% penalty. The current year tax levy becomes delinquent after December 31. The County collects delinquent property taxes on behalf of itself and other taxing authorities within the County.

Current property taxes receivable at December 31, 2020 consist of the face value of the tax levy uncollected at year-end. Taxes collected within 60 days are recorded as revenue in the fund-level statements, with the balance of the levy accounted for as unavailable revenue.

COUNTY OF CRAWFORD, PENNSYLVANIA

NOTES TO FINANCIAL STATEMENTS

YEAR ENDED DECEMBER 31, 2020

5. Allowance for Uncollectibles

The Care Center accounts receivable are shown net of an allowance for uncollectible accounts totaling \$35,332.

Property tax receivables are shown net of an allowance for uncollectible accounts equal to \$149,753.

Per capita tax receivables are shown net of an allowance for uncollectible accounts equal to \$12,175.

6. Promissory Notes Receivable

In 2008, the County loaned the Crawford County Regional Airport Authority (Airport Authority) \$393,206 to be repaid by increasing increments over a fifteen-year term at zero percent interest, beginning in 2009. In April 2017, the County agreed to modify the Promissory Note with the Airport Authority changing the required annual principal repayments to \$20,000 annually for the years 2017 through 2027, with a final payment of \$3,206 due on or before June 30, 2028. The Airport Authority is current with their repayments.

In April 2017, the County entered into a loan agreement with Hudson Commonwealth Asset Management, LLC (Hudson) to finance the development and construction of low-income residential rental units in the Borough of Conneaut Lake, Pennsylvania, to be known as Evans Square. Under the agreement, the County will loan Hudson \$25,000 of Pennsylvania Act 137 funds for a period of thirty years at zero percent interest. During November 2017, the loan agreement was amended with an additional amount of \$30,000 to bring the total loan to \$55,000. The loan matures on April 5, 2047, at which time the entire loan principal is due and payable.

As of December 31, 2020, promissory notes receivable, included in other assets on the statement of net position, total \$198,206.

COUNTY OF CRAWFORD, PENNSYLVANIA

NOTES TO FINANCIAL STATEMENTS

YEAR ENDED DECEMBER 31, 2020

7. Capital Assets

A summary of governmental activities capital assets for the year ended December 31, 2020 is as follows:

	Balance at January 1, 2020	Transfers/ Additions	Transfers/ Deletions	Balance at December 31, 2020
Governmental Activities:				
Capital assets, not being depreciated:				
Land	\$ 637,636	\$ -	\$ -	\$ 637,636
Construction in progress	-	2,207,278	-	2,207,278
Total capital assets, not being depreciated	637,636	2,207,278	-	2,844,914
Capital assets, being depreciated:				
Buildings	45,662,115	-	(327,811)	45,334,304
Land improvements	1,781,470	5,337	(871,473)	915,334
Equipment	8,179,737	518,571	(1,921,613)	6,776,695
Vehicles	1,663,971	229,285	(262,155)	1,631,101
Infrastructure	21,313,953	-	(700,097)	20,613,856
Total capital assets, being depreciated	78,601,246	753,193	(4,083,149)	75,271,290
Less: accumulated depreciation	(27,792,124)	(2,270,781)	3,395,958	(26,666,947)
Total capital assets, being depreciated, net	50,809,122	(1,517,588)	(687,191)	48,604,343
Governmental activities, capital assets, net	\$ 51,446,758	\$ 689,690	\$ (687,191)	\$ 51,449,257

Depreciation expense was charged to functions/programs as follows:

Governmental activities:	
General government	\$ 928,775
Public safety	726,310
Public works	412,113
Human services	88,817
Culture and recreation	114,766
Total depreciation expense - governmental activities	\$ 2,270,781

COUNTY OF CRAWFORD, PENNSYLVANIA

NOTES TO FINANCIAL STATEMENTS

YEAR ENDED DECEMBER 31, 2020

A summary of business-type activities capital assets for the year ended December 31, 2020 is as follows:

	January 1, 2020	Transfers/ Additions	Deletions	December 31, 2020
Business-type activities:				
Capital assets, being depreciated:				
Buildings	\$ 5,601,690	\$ -	\$ -	\$ 5,601,690
Land improvements	770,336	-	-	770,336
Equipment	1,262,970	19,785	-	1,282,755
Vehicles	214,180	3,930	-	218,110
	7,849,176	23,715	-	7,872,891
Less: accumulated depreciation	(6,390,373)	(209,776)	-	(6,600,149)
Total capital assets, being depreciated, net	1,458,803	(186,061)	-	1,272,742
Business-type activities, capital assets, net	\$ 1,458,803	\$ (186,061)	\$ -	\$ 1,272,742

8. Interfund Receivables, Payables, and Transfers

Individual fund receivable and payable balances at December 31, 2020, as well as interfund transfers for the year ended December 31, 2020, were as follows:

Funds	Interfund Receivables	Interfund Payables	Transfers In	Transfers Out
Governmental activities:				
General	\$ 3,505,078	\$ 982,544	\$ -	\$ 2,009,525
Human Services	952,046	586,254	2,009,525	-
Aggregate remaining funds	32,819	253,746	-	-
Business-type activities:				
Care Center	-	2,667,399	-	-
	\$ 4,489,943	\$ 4,489,943	\$ 2,009,525	\$ 2,009,525

The primary purpose of the interfund payable amounts due for the Human Services, aggregate remaining, and Care Center funds is for expenses, such as pension, payroll, and cost allocation expenses, which are initially paid by and reimbursed to the General Fund. A

COUNTY OF CRAWFORD, PENNSYLVANIA

NOTES TO FINANCIAL STATEMENTS

YEAR ENDED DECEMBER 31, 2020

large portion of the General Fund interfund transfers out and Human Service Fund transfers in represents the County's required contribution to various programs based upon Pennsylvania Department of Human Services requirements.

Included in the Human Services Fund on the balance sheet is \$1,160,112 of cash advance from the General Fund to cover timing difference of receivables.

9. Crawford County Employees' Retirement System

Summary of Significant Accounting Policies

Financial information of the Crawford County Employees' Retirement System (Plan) is presented on the accrual basis of accounting. Benefits and refunds are recognized when due and payable in accordance with the terms of the Plan. Employer contributions to the Plan are recognized when due as required by applicable law. Employee contributions are recognized in the period in which the contribution is due. Investments are reported at fair value as further described in Note 3. All administrative costs are paid from the Plan assets. The County does not issue a separate financial report for the Plan.

Plan Description

The Plan, as administrated by the County's Retirement Board (Board), is a single-employer defined benefit pension plan governed by the County Pension Law Act 96 (Act) of 1971, as amended, enacted by the General Assembly of the Commonwealth of Pennsylvania. Management of the Plan is vested in the Board, which consists of five members: three elected County Commissioners, the County Chief Clerk, and the County Treasurer. The benefit provisions were established by action of the Board on January 1, 1962. The Board retains exclusive control over the plan document. The Plan is qualified under Internal Revenue Code Section 401 (a) and thus is tax-exempt. The Plan is reported as the Employees' Retirement Fund in the accompanying financial statements. Separate Plan financial statements are not available.

COUNTY OF CRAWFORD, PENNSYLVANIA

NOTES TO FINANCIAL STATEMENTS

YEAR ENDED DECEMBER 31, 2020

All full-time County employees become Plan members immediately upon becoming an employee. Membership in the Plan is optional for elected officials. At January 1, 2020 measurement date, plan membership consisted of the following:

Inactive plan members or beneficiaries currently receiving benefits	310
Inactive plan members entitled to but not yet receiving benefits	73
Active plan members	<u>555</u>
Total plan members	<u><u>938</u></u>

Benefits Provided

Retirement Benefit – Plan members with 20 years of service are eligible to retire at age 55. Plan members that have completed five years of credited service or who have attained age 60 are eligible to retire. Members are eligible for voluntary early retirement upon completion of 20 years of service and involuntary early retirement upon completion of eight years of service. Members are fully vested upon completion of five years of credited service or reaching 60 years of age. Retirement benefits for Plan members are calculated as a percent of the member’s highest three-year average salary times the member’s years of service depending on class basis, plus a monthly annuity based on the actuarial equivalent of the member’s accumulated contributions with credited interest.

Disability Retirement Benefit – All Plan members are eligible for disability benefits upon total and permanent disability after five years of service if disabled while in service and unable to continue as a County employee. Disability retirement benefits are equal to 25% of highest average salary at time of retirement plus a monthly annuity based on the actuarial equivalent of the member’s accumulated contributions with credited interest.

Death Benefit – Death benefits for a member who dies with 10 years of service prior to retirement is the total present value of member’s contributions paid in a lump sum. Upon the death of a terminated or retired member, the beneficiary will receive survivor benefits, if any, in accordance with the form under which benefits were being paid to the member. In any event, the total amount of benefits paid to the deceased benefit and beneficiary must, at least, equal the member’s accumulated contributions with interest.

Cost-of-Living Adjustments – On an ad hoc basis, cost-of-living adjustments to each member’s retirement allowance shall be reviewed at least once in every three years subsequent to the member’s retirement date. The adjustment, should the County elect to give one, is a percentage of the change in the Consumer Price Index.

COUNTY OF CRAWFORD, PENNSYLVANIA

NOTES TO FINANCIAL STATEMENTS

YEAR ENDED DECEMBER 31, 2020

Contributions

The Plan participants and the County are obligated by the plan document to make all required contributions to the Plan. Participants are required to contribute 8% of their annual covered salary. The contributions required of the County are actuarially determined. The County contributed the required \$2,625,980 for 2020.

Changes in Net Pension Liability

The changes in the net pension liability of the County for the year ended December 31, 2020 were as follows:

	Total Pension Liability	Plan Fiduciary Net Position	Net Pension Liability
Balances at December 31, 2019	\$ 96,557,525	\$ 86,440,053	\$ 10,117,472
Changes for the year:			
Service cost	2,663,015	-	2,663,015
Interest	7,531,870	-	7,531,870
Differences between expected and actual experience	(414,348)	-	(414,348)
Changes of assumptions	4,368,111	-	4,368,111
Contributions - employer	-	2,625,980	(2,625,980)
Contributions - employee	-	2,438,634	(2,438,634)
Net investment income	-	12,015,874	(12,015,874)
Benefit payments, including refunds	(5,599,987)	(5,605,654)	5,667
Administrative expense	-	(24,688)	24,688
Net changes	8,548,661	11,450,146	(2,901,485)
Balances at December 31, 2020	\$ 105,106,186	\$ 97,890,199	\$ 7,215,987
Plan fiduciary net position as a percentage of the total pension liability			93.13%

COUNTY OF CRAWFORD, PENNSYLVANIA

NOTES TO FINANCIAL STATEMENTS

YEAR ENDED DECEMBER 31, 2020

Actuarial assumptions – The total pension liability was determined by an actuarial valuation performed on January 1, 2020, and rolled forward to December 31, 2020, using the following actuarial assumptions, applied to all periods in the measurement:

Actuarial assumptions:	
Investment rate of return	7.5%
Projected salary increases	4.5%
Underlying inflation rate	3.0%
Cost-of-living adjustments	n/a

Actuarial assumptions are based on past experience under the Plan and reasonable future expectations which represent the best estimate of anticipated experience under the Plan. An actuarial experience study was performed during 2016; however, no modifications to assumptions were made as a result.

Mortality rates are based on the PubG-2010 Mortality Table for male and females with generational mortality improvement using MP19.

Changes in Actuarial Assumptions – Effective January 1, 2020, the accumulated deduction valuation method and the asset valuation method have been changed and the Pub-2010 mortality table has been adopted.

Investment Policy – The Plan’s policy in regard to the allocation of invested assets is established and may be amended by the Board by a majority vote of its members. It is the policy of the Board to pursue an investment strategy that reduces risk through the prudent diversification of the portfolio across a broad selection of distinct asset classes.

Long-Term Expected Rate of Return – The long-term expected rate of return on Plan investments was determined using a building-block method in which best-estimate ranges of expected future real rates of return (expected returns, net of investment expense and inflation) are developed for each major asset class. These ranges are combined to produce the long-term expected rate of return by weighting the expected future real rates of return by the target asset allocation percentage and by adding expected inflation.

COUNTY OF CRAWFORD, PENNSYLVANIA

NOTES TO FINANCIAL STATEMENTS

YEAR ENDED DECEMBER 31, 2020

The following was the asset allocation policy and best estimates of arithmetic real rates of return for each major asset class included in the Plan's target asset allocation as of December 31, 2020:

<u>Asset Class</u>	<u>Target Allocation</u>	<u>Long-Term Expected Real Rate of Return</u>
Domestic equity	22.5%	5.4% - 6.4%
International equity	32.5%	5.5% -6.5%
Fixed income	30.0%	1.3% -3.3%
Real estate/ alternative	15.0%	4.5% -5.5%
Cash	0.0%	0.0% - 1.0%
	<u>100.0%</u>	

Rate of Return – The money-weighted rate of return expresses investment performance, net of investment expense, adjusted for the changing amounts actually invested. For the year ended December 31, 2020, the annual money-weighted rate of return on Plan investments, net of investment expense, was 14.41%.

Concentrations – At December 31, 2020, the Plan had no investments in any one issuer that exceeded 5%. In addition, the Plan did not have any investment transactions with related parties during the year.

Discount Rate – The discount rate used to measure the total pension liability for the Plan was 7.5%. The projection of cash flows used to determine the discount rate assumed that Plan member contributions will be made at the current contribution rate and that the County contributions will be made at rates equal to the actuarially determined contribution rates. Based on those assumptions, the Plan's fiduciary net position was projected to be available to make all projected future benefit payments of current Plan members. Therefore, the long-term expected rate of return on pension plan investments was applied to all periods of projected benefit payments to determine the total pension liability.

COUNTY OF CRAWFORD, PENNSYLVANIA

NOTES TO FINANCIAL STATEMENTS

YEAR ENDED DECEMBER 31, 2020

Sensitivity of the Net Pension Liability (Asset) to Changes in the Discount Rate – The following presents the net pension liability (asset) of the Plan calculated using the discount rates described above, as well as what the Plan’s net pension liabilities (assets) would be if they were calculated using a discount rate that is one-percentage-point lower or one-percentage-point higher than the current rates:

1% Decrease (6.5%)	Current Discount Rate (7.5%)	1% Increase (8.5%)
\$ 19,834,085	\$ 7,215,987	\$ (2,504,576)

Pension Expense and Deferred Outflow of Resources and Deferred Inflows of Resources Related to Pensions

For the year ended December 31, 2020, the County recognized pension expense of approximately \$906,000. At December 31, 2020, the County reported deferred outflows and inflows of resources related to pensions from the following sources:

	Deferred Outflows of Resources	Deferred Inflows of Resources
Differences between expected and actual experience	\$ 72,366	\$ 765,923
Changes in assumption	3,543,939	-
Net difference between projected and actual earnings on pension plan investments	-	4,779,534
Total	\$ 3,616,305	\$ 5,545,457

Amounts reported as deferred outflows of resources and deferred inflows of resources related to pensions will be recognized in pension expense as follows:

Year Ending December 31,		
2021	\$	(536,568)
2022		556,034
2023		(1,781,672)
2024		(390,744)
2025		223,798
	\$	(1,929,152)

COUNTY OF CRAWFORD, PENNSYLVANIA

NOTES TO FINANCIAL STATEMENTS

YEAR ENDED DECEMBER 31, 2020

10. Noncurrent Liabilities

Construction Notes Payable – Direct Borrowing

On November 19, 2015, the County issued a Tax-Exempt General Obligation Note, Series of 2015 (2015 Construction Note). The 2015 Construction Note is in the form of a draw-down, term loan with a maximum principal amount of \$10,000,000 to finance the construction of the Judicial Center. Until November 19, 2020 (the “Initial Change Date”), the 2015 Construction Note bears interest at a rate of 2.22% per annum on the outstanding principal balance. On the Initial Change Date and every 60 months thereafter until the maturity date, the interest will be adjusted and reset at 65% of the sum of the then current Federal Home Loan Bank of Pittsburgh five-year rate plus 2.25%; however, the interest rate shall not increase to more than 3.22% on the Initial Change Date, more than 3.97% on the second Change Date, more than 4.47% on the third Change Date, nor more than 4.97% on the final Change Date. Repayment of principal began in November 2017 and ends in November 2040.

Annual debt service requirements to maturity on the 2015 Construction Note are as follows:

Years Ending December 31,	Governmental Activities		
	Principal	Interest	Total
2021	\$ 325,000	\$ 172,900	\$ 497,900
2022	335,000	166,478	501,478
2023	340,000	159,858	499,858
2024	350,000	153,140	503,140
2025	355,000	146,224	501,224
2026-2030	1,950,000	621,353	2,571,353
2031-2035	2,310,000	415,355	2,725,355
2036-2040	2,785,000	169,343	2,954,343
	<u>\$ 8,750,000</u>	<u>\$ 2,004,652</u>	<u>\$ 10,754,652</u>

On January 5, 2016, the County issued a Tax-Exempt General Obligation Note, Series of 2016 (2016 Construction Note). The 2016 Construction Note is in the form of a draw-down, term loan with a maximum principal amount of \$7,000,000 to finance the construction of the Judicial Center. Until January 5, 2021 (the “Initial Change Date”), the Construction Note bears interest at a rate of 2.22% per annum on the outstanding principal balance. On the Initial Change Date and every 60 months thereafter until the maturity date, the interest will be adjusted and reset at 65% of the sum of the then current Federal Home Loan Bank of

COUNTY OF CRAWFORD, PENNSYLVANIA

NOTES TO FINANCIAL STATEMENTS

YEAR ENDED DECEMBER 31, 2020

Pittsburgh five-year rate plus 2.25%; however, the interest rate shall not increase to more than 3.22% on the Initial Change Date, more than 3.97% on the second Change Date, more than 4.47% on the third Change Date, nor more than 4.97% on the final Change Date. Repayment of principal began in November 2018 and runs through November 2041.

Annual debt service requirements to maturity on the 2016 Construction Note are as follows:

Years Ending December 31,	Governmental Activities		
	Principal	Interest	Total
2021	\$ 220,000	\$ 122,812	\$ 342,812
2022	225,000	118,563	343,563
2023	230,000	114,219	344,219
2024	235,000	109,777	344,777
2025	240,000	105,240	345,240
2026-2030	1,320,000	453,495	1,773,495
2031-2035	1,565,000	317,360	1,882,360
2036-2040	1,900,000	153,997	2,053,997
2041	425,000	8,207	433,207
	<u>\$ 6,360,000</u>	<u>\$ 1,503,670</u>	<u>\$ 7,863,670</u>

In the event of a default on the above notes, the entire principal balance shall, at the option of the holder, accelerate and shall be and become immediately due and payable without notice or demand and the County will pay the registered owner's reasonable costs and expenses incurred in collection of the amounts due hereunder.

COUNTY OF CRAWFORD, PENNSYLVANIA

NOTES TO FINANCIAL STATEMENTS

YEAR ENDED DECEMBER 31, 2020

Changes in Noncurrent Liabilities

Noncurrent liability activity for the year ended December 31, 2020 was as follows:

	Balance at January 1, 2020	Additions	Reductions	Balance at December 31, 2020	Due Within One Year
<u>Governmental Activities</u>					
GOB, Series B of 2010	\$ 420,000	\$ -	\$ (420,000)	\$ -	\$ -
Direct borrowings:					
GON, Series of 2015	9,070,000	-	(320,000)	8,750,000	325,000
GON, Series of 2016	6,575,000	-	(215,000)	6,360,000	220,000
Compensated absences	1,316,465	234,079	-	1,550,544	1,550,544
Noncurrent liabilities	<u>\$ 17,381,465</u>	<u>\$ 234,079</u>	<u>\$ (955,000)</u>	<u>\$ 16,660,544</u>	<u>\$ 2,095,544</u>
<u>Business-Type Activities</u>					
Compensated absences	<u>\$ 415,489</u>	<u>\$ -</u>	<u>\$ (34,385)</u>	<u>\$ 381,104</u>	<u>\$ 381,104</u>

11. Leases

The County leases certain office space and equipment under operating lease arrangements expiring over the next several years, which contain cancellation provisions and are subject to annual appropriations. The following is a schedule of future minimum lease payments for operating leases with initial or remaining lease terms in excess of one year as of December 31, 2020:

2021	\$ 793,140
2022	444,459
2023	307,146
2024	262,200
2025	214,888
Thereafter	<u>107,387</u>
	<u>\$ 2,129,220</u>

Total rent payments made during 2020 amounted to approximately \$985,000.

COUNTY OF CRAWFORD, PENNSYLVANIA

NOTES TO FINANCIAL STATEMENTS

YEAR ENDED DECEMBER 31, 2020

12. Self-Insurance

The County maintains a self-insurance program for a portion of its liability coverage plan and a self-insurance program for health care coverage, which are accounted for as an internal service fund. The County previously maintained self-insurance coverage for workers' compensation. Effective November 1, 2014, the County became fully insured for workers' compensation through the Pennsylvania Counties Workers' Compensation Trust (PComp). Any liabilities existing at October 31, 2014 are recorded in the fund, with all new claims being handled through PComp.

General Liability

The County's self-funded liability coverage plan covers the first \$90,000 of claims, with any excess claims being covered through commercial insurance policies. The fund charges premiums to the General Fund based on an amount determined by the administering insurance company. Insurance companies serve as claims administrators, whereby they review and process claims. The premiums are based on anticipated claims, estimated costs of administering the plan, and satisfying claims. The County maintains insurance policies that limit the County's maximum commercial liability per occurrence to \$10,000. Claims expenditures and liabilities are reported when it is probable that a loss can be reasonably estimated.

Health Care

The County maintains a self-insurance program for health and prescription drug coverage for eligible employees. Employees contribute between \$74.98 and \$198.50 per month depending on level of coverage and if the employee is in a union. The employee has the option to participate in a voluntary wellness program, which includes a 50% discount on their contributions if they complete required tasks. The discounted contributions for both union and non-union are between \$37.34 and \$99.24 per month. If an employee's spouse is on the County's plan but has insurance available through their employer, they are charged a \$100 spousal surcharge. The fund charges premiums to each County department based on the number of participating employees. The premiums are based on estimated costs for health care coverage during the year. The fund covers claims up to \$90,000 per person, per illness, with the excess claims being covered through commercial insurance policies. Claims expenditures and liabilities are reported when it is probable that a loss can be reasonably estimated.

COUNTY OF CRAWFORD, PENNSYLVANIA

NOTES TO FINANCIAL STATEMENTS

YEAR ENDED DECEMBER 31, 2020

The following represents changes in those aggregate liabilities for workers' compensation, liability coverage, and health care during the past two years:

	Workers' Compensation Coverage Plan	Liability Coverage Plan	Health Care Plan	Total
Liability at January 1, 2019	\$ 113	\$ 30,669	\$ -	\$ 30,782
Incurred claims and claim adjustments	1,385	1,436	6,172,821	6,175,642
Payments on claims and claim adjustment expenses	(1,382)	(11,793)	(6,172,821)	(6,185,996)
Liability at December 31, 2019	116	20,312	-	20,428
Incurred claims and claim adjustments	1,426	95,488	8,243,056	8,339,970
Payments on claims and claim adjustment expenses	(1,423)	(2,178)	(8,240,605)	(8,244,206)
Liability at December 31, 2020	\$ 119	\$ 113,622	\$ 2,451	\$ 116,192

13. Commitments and Contingencies

The County participates in both state and federally assisted grant programs. These grant programs are subject to program compliance audits by the grantors or their representatives. The County is potentially liable for any expenditure which may be disallowed pursuant to the terms of these grant programs. Management is not aware of any material items of noncompliance which would result in the disallowance of program expenditures.

The Care Center is subject to the laws and regulations governing the Medicare and Medicaid programs. These laws and regulations are complex and subject to interpretation. The Care Center believes that it is in compliance with all applicable laws and regulations and is not aware of any pending or threatened investigations involving allegations of potential wrongdoing. While no such regulatory inquiries have been made, compliance with such laws and regulations can be subject to future government reviews and interpretation as well as significant regulatory action including fines, penalties, refunding of prior reimbursements, and exclusion from the Medicare and Medicaid programs.

Effective February 2019, the County entered into a three-year agreement with Affinity Health Services, Inc. to provide certain management services to the Care Center. Monthly compensation under the agreement is \$25,000 for the first twelve-month period; \$25,625 for the second twelve-month period; and \$26,522 for the third twelve-month period. The

COUNTY OF CRAWFORD, PENNSYLVANIA

NOTES TO FINANCIAL STATEMENTS

YEAR ENDED DECEMBER 31, 2020

monthly compensation includes all costs associated with the provision of a full-time Administrator for the Care Center.

The County is a defendant in various lawsuits. Although the outcome of these lawsuits is not presently determinable, in the opinion of the County's legal counsel, the resolution of these matters will not have a material adverse effect on the financial condition of the County.

14. Revenue Concentration

Of the County's total governmental revenues, approximately 43% and 47% is derived from taxes and intergovernmental revenues, respectively. Taxes consist of the collection of property and per capita taxes. Intergovernmental revenues consist of federal and state operating grants from various funding sources used to finance projects and services provided to Crawford County citizens. Substantially all revenue received in the enterprise fund is derived predominantly from third-party payers. The County has amounts receivable arising from the property tax levies, earned income, and various other activities. These amounts are generally due from taxpayers and citizens of the County and are, thus, subject to the economic conditions of that geographic area.

15. Tax Abatements

The County's Local Economic Revitalization Tax Assistance (LERTA) tax abatement is authorized by Board Resolution. Recipients are eligible for tax abatement for various reasons such as development costs, property location, or renovations that would otherwise result in increased property assessment. All LERTA tax abatements are based on the increase of value of the improvement. The County's Keystone Opportunity Zones (KOZ/KOEZ) abatement is authorized by the State. Upon approval from the State credits are issued for the value of the land and improvements.

The following are the County's tax abatement programs:

- 5-year LERTA - available for residential properties, defined by Municipality.
- 5-year Commercial LERTA - available for commercial/industrial properties, defined by Municipality.
- 10-year Commercial LERTA - available for commercial/industrial properties, defined by Municipality.

COUNTY OF CRAWFORD, PENNSYLVANIA

NOTES TO FINANCIAL STATEMENTS

YEAR ENDED DECEMBER 31, 2020

- 1-year KOZ/KOEZ – available as defined by the State within specified zones of County

Tax abatements are recaptured by the County at the end of the abatement period. There were no amounts received or receivable from other governments in association with the foregone taxes. The County did not make other commitments other than to reduce taxes as part of the tax abatement agreements.

During 2020, real estate tax abatements were as follows:

Abatements	Tax Dollars
LERTA Residential	\$ 8,573
LERTA Commercial	3,502
KOZ/KOEZ	38,965

16. Subsequent Event

Subsequent to year-end, the County was awarded an allocation of \$16.4 million from the American Rescue Plan Funding passed by Congress in response to the coronavirus. \$8.2 million will be received during 2021 and 2022, respectively.

**REQUIRED SUPPLEMENTARY
INFORMATION**

COUNTY OF CRAWFORD, PENNSYLVANIA

SCHEDULES OF REQUIRED SUPPLEMENTARY INFORMATION - PENSION PLAN

SCHEDULES OF CHANGES IN THE COUNTY'S NET PENSION LIABILITY AND RELATED RATIOS

YEAR ENDED DECEMBER 31
LAST TEN YEARS*

	2020	2019	2018	2017	2016	2015	2014
Total Pension Liability:							
Service cost	\$ 2,663,015	\$ 3,181,605	\$ 3,012,123	\$ 3,251,143	\$ 3,317,096	\$ 1,017,412	\$ 923,741
Interest	7,531,870	6,935,923	6,613,852	6,213,102	5,943,610	5,620,200	5,245,366
Differences between expected and actual experience	(414,348)	(278,283)	133,759	(808,061)	(1,859,677)	2,275,883	2,268,873
Changes of assumptions	4,368,111	-	-	-	-	-	-
Benefit payments, including refunds of member contributions	(5,599,987)	(5,613,275)	(4,846,366)	(5,461,450)	(4,140,668)	(3,671,610)	(3,401,003)
Net Changes in Total Pension Liability	8,548,661	4,225,970	4,913,368	3,194,734	3,260,361	5,241,885	5,036,977
Total Pension Liability - Beginning	96,557,525	92,331,555	87,418,187	84,223,453	80,963,092	75,721,207	70,684,230
Total Pension Liability - Ending (a)	\$ 105,106,186	\$ 96,557,525	\$ 92,331,555	\$ 87,418,187	\$ 84,223,453	\$ 80,963,092	\$ 75,721,207
Plan Fiduciary Net Position:							
Contributions - employer	\$ 2,625,980	\$ 2,600,745	\$ 2,601,045	\$ 2,544,392	\$ 2,594,482	\$ 2,422,992	\$ 2,225,894
Contributions - member	2,438,634	2,480,405	2,347,845	2,247,009	2,238,483	2,246,842	2,124,387
Net investment income	12,015,874	12,298,485	(6,302,617)	10,447,406	3,831,385	(1,433,734)	1,501,131
Benefit payments, including refunds of member contributions	(5,605,654)	(5,613,275)	(4,846,366)	(5,461,450)	(4,140,668)	(3,671,610)	(3,401,003)
Administrative expense	(24,688)	(26,759)	(26,561)	(25,560)	(27,068)	(27,088)	(25,969)
Other	-	2,683,440	59,271	-	-	-	-
Net Change in Plan Fiduciary Net Position	11,450,146	14,423,041	(6,167,383)	9,751,797	4,496,614	(462,598)	2,424,440
Plan Fiduciary Net Position - Beginning	86,440,053	72,017,012	78,184,395	68,432,598	63,935,984	64,398,582	61,974,142
Plan Fiduciary Net Position - Ending (b)	\$ 97,890,199	\$ 86,440,053	\$ 72,017,012	\$ 78,184,395	\$ 68,432,598	\$ 63,935,984	\$ 64,398,582
Net Pension Liability - Ending (a-b)	\$ 7,215,987	\$ 10,117,472	\$ 20,314,543	\$ 9,233,792	\$ 15,790,855	\$ 17,027,108	\$ 11,322,625
Plan Fiduciary Net Position as a Percentage of the Total Pension Liability	93.13%	89.52%	78.00%	89.44%	81.25%	78.97%	85.05%
Covered Payroll	\$ 25,263,872	\$ 24,950,434	\$ 24,294,460	\$ 23,698,140	\$ 25,041,954	\$ 23,861,279	\$ 22,188,086
Net Pension Liability as a Percentage of Covered Payroll	28.56%	40.55%	83.62%	38.96%	63.06%	71.36%	51.03%

* Until a full 10-year trend is compiled, the required information for the plan is presented for as many years as are available.

See accompanying notes to schedules of required supplementary information - pension plan.

COUNTY OF CRAWFORD, PENNSYLVANIA

SCHEDULES OF REQUIRED SUPPLEMENTARY INFORMATION -
PENSION PLAN

SCHEDULES OF COUNTY CONTRIBUTIONS
AND INVESTMENT RETURNS

YEAR ENDED DECEMBER 31
LAST TEN YEARS*

	2020	2019	2018	2017	2016	2015	2014
Schedule of County Contributions:							
Actuarially determined contribution	\$ 2,625,980	\$ 2,600,745	\$ 2,601,045	\$ 2,544,392	\$ 2,594,482	\$ 2,422,992	\$ 2,225,894
Contributions in relation to the actuarially determined contribution	<u>2,625,980</u>	<u>2,600,745</u>	<u>2,601,045</u>	<u>2,544,392</u>	<u>2,594,482</u>	<u>2,422,992</u>	<u>2,225,894</u>
Contribution deficiency (excess)	<u>\$ -</u>	<u>\$ -</u>	<u>\$ -</u>	<u>\$ -</u>	<u>\$ -</u>	<u>\$ -</u>	<u>\$ -</u>
Covered payroll	<u>\$ 25,263,872</u>	<u>\$ 24,950,434</u>	<u>\$ 24,294,460</u>	<u>\$ 23,698,140</u>	<u>\$ 25,041,954</u>	<u>\$ 23,861,279</u>	<u>\$ 22,188,086</u>
Contributions as a percentage of covered payroll	10.39%	10.42%	10.71%	10.74%	10.36%	10.15%	10.03%
Investment Returns:							
Annual money-weighted rate of return, net of investment expense	14.41%	21.75%	-8.10%	15.71%	6.30%	-2.53%	3.82%

* Until a full 10-year trend is compiled, the required information for the plan is presented for as many years as are available.

See accompanying notes to schedules of required supplementary information - pension plan.

COUNTY OF CRAWFORD, PENNSYLVANIA

NOTES TO SCHEDULES OF REQUIRED SUPPLEMENTARY INFORMATION – PENSION PLAN

YEAR ENDED DECEMBER 31, 2020

Actuarial Methods and Assumptions Used in Determining the Contribution Rate

Actuarial valuation date	1/1/2020
Actuarial cost method	Entry Age Normal
Asset valuation method	Market value adjusted for unrecognized gains and losses from prior years.
Actuarial assumptions:	
Investment rate of return	7.5%
Projected salary increases	4.5%
Withdrawal rates	Members not eligible to retire are assumed to terminate employment in accordance with a percentage of the withdrawal rates set forth in Table T-7 of the Actuary's Handbook.
Mortality Table	SOA Pub-2010 for general employees with generational projection using Scale MP-2019.
Retirement Rates	Members eligible to retire are assumed to retire in accordance with the following rates: 55-59 7% 60-61 8% 62-64 15% 65 34% 66-70 23% 71-79 21% 80 100%

Benefit Changes

There have been no changes in the Plan benefits from 2014 through 2020.

Change in Actuarial Assumptions

For the January 1, 2020, valuation, the accumulated deduction valuation method and the asset valuation method were changed. The Pub-2010 for general employees mortality table was adopted.

There were no changes in the actuarial assumptions from 2014 through 2019.

SUPPLEMENTARY INFORMATION

OTHER GOVERNMENTAL FUNDS

Special Revenue Funds

Special Revenue Funds are used to account for the proceeds of specific revenue sources that are restricted, committed, or assigned for specified purposes other than debt services or capital projects. Following are the Special Revenue Funds used by the County:

The **Liquid Fuels Fund** accounts for state aid revenues used for the building and improving of roads and bridges through the County.

The **Community Development Block Grant Fund** is used to account for the revenue and expenditures appropriated from the Housing and Community Act of 1974 for the purpose of improving water systems, sanitary sewer systems, storm sewers, housing rehabilitation, public/community facilities, streets and roads, and the removal of architectural barriers.

The **911 Fund** is used to account for money received from phone user charges and potential County contributions to operate the County's emergency communication systems, as well as grants received from the state for E-911 upgrades.

The **Special Revenue All Other Fund** accounts for all other funds that account for proceeds of resources that are restricted or committed for purposes other than debt service or capital projects. The restricted or committed resources comprise a substantial portion of the inflows reported in the special revenue fund.

COUNTY OF CRAWFORD, PENNSYLVANIA

COMBINING BALANCE SHEET NONMAJOR GOVERNMENTAL FUNDS

DECEMBER 31, 2020

Assets	Special Revenue Funds				Capital Projects	Total Nonmajor Governmental Funds
	Liquid Fuels	CDBG	911	Special Revenue All Other		
Cash and cash equivalents	\$ 901,492	\$ 155	\$ 714,234	\$ 1,119,560	\$ 26,877	\$ 2,762,318
Receivables:						
Accounts receivable, net	46,342	-	69	9,685	-	56,096
Intergovernmental receivable	4,104	163,524	376,068	17,841	-	561,537
Due from other funds	7,819	-	-	25,000	-	32,819
Prepaid expenses and other assets	-	-	7,428	55,314	-	62,742
Total Assets	\$ 959,757	\$ 163,679	\$ 1,097,799	\$ 1,227,400	\$ 26,877	\$ 3,475,512
Liabilities and Fund Balance						
Liabilities:						
Accounts payable	\$ 85,837	\$ 8,426	\$ 38,846	\$ 183,101	\$ -	\$ 316,210
Accrued payroll and related liabilities	698	-	32,933	-	-	33,631
Intergovernmental payable	-	-	-	210,443	-	210,443
Due to other funds	13,494	155,334	84,633	285	-	253,746
Unearned revenue	-	156	-	237,373	-	237,529
Total Liabilities	100,029	163,916	156,412	631,202	-	1,051,559
Fund Balance:						
Nonspendable	-	-	7,428	55,314	-	62,742
Restricted:						
Roads and bridges	859,728	-	-	-	-	859,728
Emergency services	-	-	933,959	-	-	933,959
Hazmat	-	-	-	67,454	-	67,454
Affordable housing	-	-	-	130,387	-	130,387
Records improvement	-	-	-	343,043	-	343,043
Assigned:						
Capital projects	-	(237)	-	-	26,877	26,640
Total Fund Balance	859,728	(237)	941,387	596,198	26,877	2,423,953
Total Liabilities and Fund Balance	\$ 959,757	\$ 163,679	\$ 1,097,799	\$ 1,227,400	\$ 26,877	\$ 3,475,512

COUNTY OF CRAWFORD, PENNSYLVANIA

COMBINING STATEMENT OF REVENUES, EXPENDITURES, AND CHANGES IN FUND BALANCE NONMAJOR GOVERNMENTAL FUNDS

YEAR ENDED DECEMBER 31, 2020

	Special Revenue Funds				Capital Projects	Total Nonmajor Governmental Funds
	Liquid Fuels	CDBG	911	Special Revenue All Other		
Revenues:						
Intergovernmental	\$ 623,323	\$ 401,956	\$ 1,639,872	\$ 797,679	\$ -	\$ 3,462,830
Charges for services	-	-	-	170,863	-	170,863
Investment earnings	1,445	-	1,105	1,445	55	4,050
Miscellaneous	5,215	-	56,272	1,525	-	63,012
Total revenues	629,983	401,956	1,697,249	971,512	55	3,700,755
Expenditures:						
Current:						
General government	-	402,193	-	29,542	-	431,735
Public safety	-	-	1,760,354	124,544	-	1,884,898
Public works	424,414	-	-	-	-	424,414
Human services	-	-	-	797,388	-	797,388
Total expenditures	424,414	402,193	1,760,354	951,474	-	3,538,435
Excess (Deficiency) of Revenues Over Expenditures	205,569	(237)	(63,105)	20,038	55	162,320
Other Financing Sources (Uses):						
Proceeds from sale of capital assets	-	-	-	25,000	-	25,000
Total other financing sources (uses)	-	-	-	25,000	-	25,000
Net Change in Fund Balance	205,569	(237)	(63,105)	45,038	55	187,320
Fund balance - beginning	654,159	-	1,004,492	551,160	26,822	2,236,633
Fund balance - ending	<u>\$ 859,728</u>	<u>\$ (237)</u>	<u>\$ 941,387</u>	<u>\$ 596,198</u>	<u>\$ 26,877</u>	<u>\$ 2,423,953</u>

CUSTODIAL FUNDS

Custodian funds are custodial in nature and do not involve measurement of results of operations. Custodian funds are used to account for cash collected by elected row officers (Sheriff, Treasurer's Office, Register of Wills/Recorder of Deeds, Prothonotary, District Justice Courts, and Clerk of Courts) and other County offices that are subsequently disbursed to the County, other governments, or individuals for whom it was collected.

COUNTY OF CRAWFORD, PENNSYLVANIA

COMBINING STATEMENT OF FIDUCIARY NET POSITION
ALL CUSTODIAL FUNDS

DECEMBER 31, 2020

	<u>Sheriff's Office</u>	<u>Jail</u>	<u>Prothonotary</u>	<u>Register of Wills</u>	<u>Orphans Court</u>	<u>Clerk of Courts</u>	<u>Tax Claim</u>	<u>Domestic Relation Support</u>	<u>CYS Social Security Collective</u>
Assets									
Cash and cash equivalents	\$ 179,191	\$ 37,402	\$ 72,839	\$ 476	\$ 2,533	\$ 156,817	\$ 863,009	\$ 21,970	\$ 7,095
Receivables	-	-	-	-	-	-	-	-	-
Due from other governments	-	-	-	-	-	4,585	-	-	1,507
Investments:									
Money markets	-	-	-	-	-	-	-	-	-
Mutual funds - fixed income	-	-	-	-	-	-	-	-	-
Mutual funds - equity	-	-	-	-	-	-	-	-	-
Private equity trust	-	-	-	-	-	-	-	-	-
Global opportunities fund	-	-	-	-	-	-	-	-	-
Hedge fund	-	-	-	-	-	-	-	-	-
Alternative core bond fund	-	-	-	-	-	-	-	-	-
Total Assets	<u>\$ 179,191</u>	<u>\$ 37,402</u>	<u>\$ 72,839</u>	<u>\$ 476</u>	<u>\$ 2,533</u>	<u>\$ 161,402</u>	<u>\$ 863,009</u>	<u>\$ 21,970</u>	<u>\$ 8,602</u>
Liabilities									
Due to other governments	\$ 179,191	\$ 37,402	\$ 43,111	\$ 476	\$ 2,533	\$ 161,402	\$ 863,009	\$ 21,970	\$ -
Escrow liability	-	-	29,728	-	-	-	-	-	8,602
Total Liabilities	<u>\$ 179,191</u>	<u>\$ 37,402</u>	<u>\$ 72,839</u>	<u>\$ 476</u>	<u>\$ 2,533</u>	<u>\$ 161,402</u>	<u>\$ 863,009</u>	<u>\$ 21,970</u>	<u>\$ 8,602</u>

(continued)

COUNTY OF CRAWFORD, PENNSYLVANIA

COMBINING STATEMENT OF FIDUCIARY NET POSITION
ALL CUSTODIAL FUNDS

DECEMBER 31, 2020

	Magistrate 30-2-01	Magistrate 30-3-01	Magistrate 30-3-03	Magistrate 30-3-06	Patient Responsibility Trust	Juvenile Probation	State Fund	JPO Graduated Response Fund	Total
Assets									
Cash and cash equivalents	\$ 12,584	\$ 15,572	\$ 9,061	\$ 12,827	\$ 128,689	\$ 30,712	\$ 9,248	\$ 1,985	\$ 1,562,010
Receivables	-	-	-	-	-	-	-	-	-
Due from other governments	-	-	-	-	-	-	-	-	6,092
Investments:									
Money markets	-	-	-	-	-	-	-	-	-
Mutual funds - fixed income	-	-	-	-	-	-	-	-	-
Mutual funds - equity	-	-	-	-	-	-	-	-	-
Private equity trust	-	-	-	-	-	-	-	-	-
Global opportunities fund	-	-	-	-	-	-	-	-	-
Hedge fund	-	-	-	-	-	-	-	-	-
Alternative core bond fund	-	-	-	-	-	-	-	-	-
Total Assets	\$ 12,584	\$ 15,572	\$ 9,061	\$ 12,827	\$ 128,689	\$ 30,712	\$ 9,248	\$ 1,985	\$ 1,568,102
Liabilities									
Due to other governments	\$ 12,584	\$ 15,572	\$ 9,061	\$ 12,827	-	-	\$ 9,248	-	\$ 1,368,386
Escrow liability	-	-	-	-	128,689	30,712	-	1,985	199,716
Total Liabilities	\$ 12,584	\$ 15,572	\$ 9,061	\$ 12,827	\$ 128,689	\$ 30,712	\$ 9,248	\$ 1,985	\$ 1,568,102

(concluded)

COUNTY OF CRAWFORD, PENNSYLVANIA

COMBINING STATEMENT OF CHANGES IN FIDUCIARY NET POSITION
ALL CUSTODIAL FUNDS

DECEMBER 31, 2020

	Sheriff's Office	Jail	Prothonotary	Register of Wills	Orphans Court	Clerk of Courts	Tax Claim	Domestic Relation Support	CYS Social Security Collective
Additions:									
Contributions:									
Employer	\$ -	\$ -	\$ -	\$ -	\$ -	\$ -	\$ -	\$ -	\$ -
Plan members	-	-	-	-	-	-	-	-	-
Total contributions	-	-	-	-	-	-	-	-	-
Investment earnings (loss):									
Net increase (decrease) in the fair value of investments	-	-	-	-	-	-	-	-	-
Interest and dividends	-	-	-	-	-	-	-	-	-
Total investment earnings (loss)	-	-	-	-	-	-	-	-	-
Less investment expense	-	-	-	-	-	-	-	-	-
Net investment earnings (loss)	-	-	-	-	-	-	-	-	-
Collections for Other Individuals and Governments:									
Sheriff's Office	540,280	-	-	-	-	-	-	-	-
Jail	-	289,036	-	-	-	-	-	-	-
Prothonotary	-	-	255,837	-	-	-	-	-	-
Register of Wills	-	-	-	5,167,785	-	-	-	-	-
Orphans Court	-	-	-	-	62,329	-	-	-	-
Clerk of Courts	-	-	-	-	-	1,667,272	-	-	-
Tax Claim	-	-	-	-	-	-	9,497,850	-	-
Domestic Relation Support	-	-	-	-	-	-	-	163,757	-
CYS Social Security Collective	-	-	-	-	-	-	-	-	15,685
District Courts	-	-	-	-	-	-	-	-	-
Patient Pers Allowance	-	-	-	-	-	-	-	-	-
Juvenile Probation	-	-	-	-	-	-	-	-	-
State Fund	-	-	-	-	-	-	-	-	-
Total Collections for Other Individuals and Governments	540,280	289,036	255,837	5,167,785	62,329	1,667,272	9,497,850	163,757	15,685
Total additions	540,280	289,036	255,837	5,167,785	62,329	1,667,272	9,497,850	163,757	15,685
Deductions:									
Administrative expenses	-	-	-	-	-	-	-	-	-
Benefits	-	-	-	-	-	-	-	-	-
Payments to other governments	540,280	289,036	255,837	5,167,785	62,329	1,667,272	9,497,850	-	-
Other custodial disbursements	-	-	-	-	-	-	-	163,757	15,685
Total deductions	540,280	289,036	255,837	5,167,785	62,329	1,667,272	9,497,850	163,757	15,685
Change in Net Position	-	-	-	-	-	-	-	-	-
Net Position:									
Beginning of year	-	-	-	-	-	-	-	-	-
End of year	\$ -	\$ -	\$ -	\$ -	\$ -	\$ -	\$ -	\$ -	\$ -

(continued)

COUNTY OF CRAWFORD, PENNSYLVANIA

COMBINING STATEMENT OF CHANGES IN FIDUCIARY NET POSITION
ALL CUSTODIAL FUNDS

DECEMBER 31, 2020

	Magistrate 30-2-01	Magistrate 30-3-01	Magistrate 30-3-03	Magistrate 30-3-06	Patient Responsibility Trust	Juvenile Probation	State Fund	JPO Graduated Response Fund	Total
Additions:									
Contributions:									
Employer	\$ -	\$ -	\$ -	\$ -	\$ -	\$ -	\$ -	\$ -	\$ -
Plan members	-	-	-	-	-	-	-	-	-
Total contributions	-	-	-	-	-	-	-	-	-
Investment earnings (loss):									
Net increase (decrease) in the fair value of investments	-	-	-	-	-	-	-	-	-
Interest and dividends	-	-	-	-	-	-	-	-	-
Total investment earnings (loss)	-	-	-	-	-	-	-	-	-
Less investment expense	-	-	-	-	-	-	-	-	-
Net investment earnings (loss)	-	-	-	-	-	-	-	-	-
Collections for Other Individuals and Governments:									
Sheriff's Office	-	-	-	-	-	-	-	-	540,280
Jail	-	-	-	-	-	-	-	-	289,036
Prothonotary	-	-	-	-	-	-	-	-	255,837
Register of Wills	-	-	-	-	-	-	-	-	5,167,785
Orphans Court	-	-	-	-	-	-	-	-	62,329
Clerk of Courts	-	-	-	-	-	-	-	-	1,667,272
Tax Claim	-	-	-	-	-	-	-	-	9,497,850
Domestic Relation Support	-	-	-	-	-	-	-	-	163,757
CYS Social Security Collective	-	-	-	-	-	-	-	-	15,685
District Courts	313,293	450,665	348,384	349,301	-	-	-	-	1,461,643
Patient Pers Allowance	-	-	-	-	695,937	-	-	-	695,937
Juvenile Probation	-	-	-	-	-	5,937	-	-	5,937
State Fund	-	-	-	-	-	-	272,391	-	272,391
Total Collections for Other Individuals and Governments	313,293	450,665	348,384	349,301	695,937	5,937	272,391	-	20,095,739
Total additions	313,293	450,665	348,384	349,301	695,937	5,937	272,391	-	20,095,739
Deductions:									
Administrative expenses	-	-	-	-	-	-	-	-	-
Benefits	-	-	-	-	-	-	-	-	-
Payments to other governments	313,293	450,665	348,384	349,301	-	-	-	-	18,942,032
Other custodial disbursements	-	-	-	-	695,937	5,937	272,391	-	1,153,707
Total deductions	313,293	450,665	348,384	349,301	695,937	5,937	272,391	-	20,095,739
Change in Net Position	-	-	-	-	-	-	-	-	-
Net Position:									
Beginning of year	-	-	-	-	-	-	-	-	-
End of year	\$ -	\$ -	\$ -	\$ -	\$ -	\$ -	\$ -	\$ -	\$ -

(concluded)

COUNTY OF CRAWFORD, PENNSYLVANIA

SCHEDULE OF EXPENDITURES OF FEDERAL AWARDS

YEAR ENDED DECEMBER 31, 2020

Federal Grantor / Pass-Through Grantor / Program Title	Pass-Through Grantor's Number	Federal Assistance Listing Number	Receipts	Expenditures	Passed through to Subrecipients
<u>U.S. Department of Agriculture</u>					
Passed Through the Pennsylvania Department of Agriculture:					
Food Distribution Cluster:					
Emergency Food Assistance Program (Administrative Costs)	N/A	10.568	\$ 9,142	\$ 3,395	\$ 3,395
Emergency Food Assistance Program (Food Commodities)	N/A	10.569	-	7,000	7,000
Subtotal - Food Distribution Cluster				10,395	10,395
Total U.S. Department of Agriculture				10,395	10,395
<u>U.S. Department of Housing and Urban Development</u>					
Passed Through the Pennsylvania Department of Community and Economic Development:					
Community Development Block Grants/State's Program and Non-Entitlement Grants in Hawaii					
	N/A	14.228	274,264	401,956	-
Emergency Solutions Grant Program	N/A	14.231	46,544	12,372	-
Subtotal				414,328	-
Total U.S. Department of Housing and Urban Development				414,328	-
<u>U.S. Department of Justice</u>					
Bulletproof Vest Partnership Program	N/A	16.607	2,054	2,054	-
Passed Through the Pennsylvania Commission on Crime and Delinquency:					
Violence Against Women Formula Grants	28830	16.588	85,031	136,336	50,000
State Criminal Alien Assistance Program	2016-H1494-PA-AP	16.606	2,560	2,560	-
Coronavirus Emergency Supplemental Funding Program	33314	16.034	46,036	76,257	-
Total U.S. Department of Justice				217,207	50,000
<u>U.S. Department of Transportation</u>					
Passed Through the Pennsylvania Department of Transportation:					
Highway Planning and Construction Cluster:					
Highway Planning and Construction	N/A	20.205	-	220,631	-
Passed Through the Pennsylvania Emergency Management Agency:					
Interagency Hazardous Materials Public Sector Training and Planning Grants					
	FEMA-DR4030-PA-103	20.703	624	624	-
Total U.S. Department of Transportation				221,255	-
<u>U.S. Department of Treasury</u>					
Passed Through Pennsylvania Department of Human Services:					
COVID - Coronavirus Relief Fund	N/A	21.019	110,000	86,025	86,025
Passed Through the Pennsylvania Department of Community and Economic Development:					
COVID - Coronavirus Relief Fund	C000073973	21.019	7,642,748	7,642,748	-
Total U.S. Department of Treasury				7,728,773	86,025
<u>U.S. Department of Education</u>					
Passed Through the Pennsylvania Department of Human Services:					
Special Education - Grants for Infants and Families	H181A150015	84.181	62,070	65,856	65,856
Total U.S. Department of Education				65,856	65,856
<u>U.S. Election Assistance Commission</u>					
Passed Through the Pennsylvania Department of State:					
2018 HAVA Election Security Grants	N/A	90.404	43,551	43,551	-
COVID - 2020 HAVA Election Security Grants	N/A	90.404	37,319	43,748	-
Subtotal				87,299	-
Total U.S. Election Assistance Commission				87,299	-
<u>U.S. Department of Health and Human Services</u>					
Passed Through the Pennsylvania Department of Human Services:					
Guardianship Assistance	N/A	93.090	22,453	22,820	-
COVID - Guardianship Assistance	N/A	93.090	964	964	-
Subtotal				23,784	-

(Continued)

See accompanying notes to schedule of expenditures of federal awards.

COUNTY OF CRAWFORD, PENNSYLVANIA

SCHEDULE OF EXPENDITURES OF FEDERAL AWARDS

YEAR ENDED DECEMBER 31, 2020
(Continued)

Federal Grantor / Pass-Through Grantor / Program Title	Pass-Through Grantor's Number	Federal Assistance Listing Number	Receipts	Expenditures	Passed through to Subrecipients
<u>U.S. Department of Health and Human Services (continued)</u>					
Passed Through the Pennsylvania Department of Human Services:					
Projects for Assistance in Transition from Homelessness (PATH)	N/A	93.150	70,631	47,087	47,087
Promoting Safe and Stable Families	N/A	93.556	3,813	3,813	-
Temporary Assistance for Needy Families	N/A	93.558	259,838	250,989	250,989
Temporary Assistance for Needy Families	ME# 9661600620	93.558	18,809	18,861	18,861
Subtotal				269,850	269,850
Child Support Enforcement	ME#3321114020	93.563	786,091	1,020,971	-
Child Support Enforcement	ME#3321114020	93.563	125,999	111,911	-
Subtotal				1,132,882	-
Stephanie Tubbs Jones Child Welfare Services Program	N/A	93.645	232,122	232,122	232,122
COVID-19 Stephanie Tubbs Jones Child Welfare Services Program	N/A	93.645	10,032	5,833	5,833
Subtotal				237,955	237,955
Foster Care - Title IV-E	N/A	93.658	1,834,491	1,471,020	1,471,020
Foster Care - Title IV-E - JPO	N/A	93.658	4,271	-	-
COVID - Foster Care - Title IV-E	N/A	93.658	22,498	22,498	22,498
Subtotal				1,493,518	1,493,518
Adoption Assistance	N/A	93.659	577,057	615,318	-
Social Services Block Grant - Mental Health	N/A	93.667	38,065	38,065	38,065
Social Services Block Grant - Intellectual Disabilities	N/A	93.667	40,275	40,275	40,275
Social Services Block Grant - Children and Youth Services	N/A	93.667	75,677	75,678	75,678
Subtotal				154,018	154,018
Chafee Foster Care Independence Program	ME#102011600	93.674	46,559	31,909	31,909
Medicaid Cluster:					
Medical Assistance Program - Transportation	N/A	93.778	365,418	390,194	390,194
Medical Assistance Program - Children and Youth Services	N/A	93.778	5,438	2,548	2,548
Medical Assistance Program - Intellectual Disabilities	N/A	93.778	116,546	361,836	-
Medical Assistance Program - Early Intervention	N/A	93.778	3,200	24,550	-
Medical Assistance Program - Mental Health	N/A	93.778	44,163	32,202	-
Medical Assistance Program - Domestic Relations	N/A	93.778	725	-	-
Subtotal - Medicaid Cluster				811,330	392,742
Block Grants for Community Mental Health Services	N/A	93.958	120,456	113,157	113,157
Comprehensive Community Mental Health Services for Children with Serious Emotional Disturbances (SED)	N/A	93.104	400,000	235,560	162,077
Passed Through the Pennsylvania Department of Drug and Alcohol Programs:					
Block Grants for Prevention and Treatment of Substance Abuse	N/A	93.959	437,228	520,993	-
Substance Abuse Prevention and Treatment Block Grant (Opioid STR)	N/A	93.788	289,286	289,286	289,286
Total U.S. Department of Health and Human Services				5,980,460	3,191,599
<u>U.S. Department of Homeland Security</u>					
Passed Through the Pennsylvania Emergency Management Agency:					
Emergency Management Performance Grants	N/A	97.042	87,169	96,569	-
Homeland Security Grant Program	N/A	97.067	10,400	10,400	7,800
Total U.S. Department of Homeland Security				106,969	7,800
Total Expenditures of Federal Awards				\$ 14,832,542	\$ 3,411,675

(Concluded)

See accompanying notes to schedule of expenditures of federal awards.

COUNTY OF CRAWFORD, PENNSYLVANIA

NOTES TO SCHEDULE OF EXPENDITURES OF FEDERAL AWARDS

YEAR ENDED DECEMBER 31, 2020

1. Basis of Presentation

The accompanying schedule of expenditures of federal awards (Schedule) includes the federal award activity of the County of Crawford, Pennsylvania (County) under programs of the federal government for the year ended December 31, 2020. The information in this Schedule is presented in accordance with the requirements of Title 2 U.S. *Code of Federal Regulations*, Part 200, *Uniform Administrative Requirements, Cost Principles, and Audit Requirements for Federal Awards* (Uniform Guidance). Because the Schedule presents only a selected portion of the operations of the County, it is not intended to and does not present the net position, change in net position, or cash flows of the County.

2. Summary of Significant Accounting Policies

Expenditures reported on the Schedule are reported on the accrual basis of accounting. The County's federal awards are recognized following the cost principles of the Uniform Guidance. The County has elected not to use the 10-percent de minimus indirect cost rate allowed under the Uniform Guidance.

Cash receipts are shown on the Schedule on the cash basis of accounting, as required by the various Commonwealth of Pennsylvania pass-through agencies.

3. Emergency Food Assistance Program

In-kind values are reported in the Schedule at the fair value of the commodities received and disbursed.

COUNTY OF CRAWFORD, PENNSYLVANIA

SCHEDULE OF PENNSYLVANIA DEPARTMENT OF HUMAN SERVICES EXPENDITURES

YEAR ENDED DECEMBER 31, 2020

<u>Programs</u>	<u>Combined Federal/ State Expenditures</u>
Mental Health Services	\$ 2,827,241
Intellectual Disabilities Services	1,785,722
Early Intervention Services	569,359
Children and Youth	8,825,069
Homeless Assistance Program	309,698
Medical Assistance Transportation Program	779,838
Child Support Enforcement	1,132,882
HSDF Block Grant	<u>75,974</u>
Total combined state/federal expenditures	<u>\$ 16,305,783</u>

* Denotes inclusion of major programs for DHS purposes.

County of Crawford, Pennsylvania

Independent Auditor's Reports
Required by the Uniform Guidance

Year Ended December 31, 2020

**Independent Auditor’s Report on Internal Control over Financial Reporting and on
Compliance and Other Matters Based on an Audit of Financial Statements
Performed in Accordance with *Government Auditing Standards***

**Board of County
Commissioners
County of Crawford,
Pennsylvania**

We have audited, in accordance with the auditing standards generally accepted in the United States of America and the standards applicable to financial audits contained in *Government Auditing Standards* issued by the Comptroller General of the United States, the financial statements of the governmental activities, the

business-type activities, each major fund, and the aggregate remaining fund information of the County of Crawford, Pennsylvania (County), as of and for the year ended December 31, 2020, and the related notes to the financial statements, which collectively comprise the County’s basic financial statements, and have issued our report thereon dated September 27, 2021. An adverse opinion was issued on the discretely presented component units opinion unit because, as discussed in Note 1 to the financial statements, the County’s basic financial statements include only the activity of the primary government, and do not include the activity of its legal separate component units. An unmodified opinion was issued on the financial statements of the County as listed in the table of contents.

Internal Control over Financial Reporting

In planning and performing our audit of the financial statements, we considered the County’s internal control over financial reporting (internal control) as a basis for designing audit procedures that are appropriate in the circumstances for the purpose of expressing our opinions on the financial statements, but not for the purpose of expressing an opinion on the effectiveness of the County’s internal control. Accordingly, we do not express an opinion on the effectiveness of the County’s internal control.

A deficiency in internal control exists when the design or operation of a control does not allow management or employees, in the normal course of performing their assigned functions, to prevent, or detect and correct, misstatements on a timely basis. A material weakness is a deficiency, or a combination of deficiencies, in internal control such that there is a reasonable possibility that a material misstatement of the entity’s financial statements will not be prevented, or detected and corrected on a timely basis. A significant deficiency is a deficiency, or a combination of deficiencies, in internal control that is less severe than a material weakness, yet important enough to merit attention by those charged with governance.

Our consideration of internal control was for the limited purpose described in the first paragraph of this section and was not designed to identify all deficiencies in internal control

Board of County Commissioners
County of Crawford, Pennsylvania
Independent Auditor's Report on Internal Control over Financial
Reporting and on Compliance and Other Matters

that might be material weaknesses or significant deficiencies and, therefore material weaknesses or significant deficiencies may exist that have not been identified. Given these limitations, during our audit we did not identify any deficiencies in internal control that we consider to be material weaknesses. We did identify a certain deficiency in internal control, described in the accompanying schedule of findings and questioned costs as Finding 2020-001, that we consider to be a significant deficiency.

Compliance and Other Matters

As part of obtaining reasonable assurance about whether the County's financial statements are free from material misstatement, we performed tests of its compliance with certain provisions of laws, regulations, contracts, and grant agreements, noncompliance with which could have a direct and material effect on the financial statements. However, providing an opinion on compliance with those provisions was not an objective of our audit and, accordingly, we do not express such an opinion. The results of our tests disclosed no instances of noncompliance or other matters that are required to be reported under *Government Auditing Standards*.

County's Response to Finding

The County's response to the finding identified in our audit is described in the accompanying schedule of findings and questioned costs. The County's response was not subjected to the auditing procedures applied in the audit of the financial statements and, accordingly, we express no opinion on it.

Purpose of this Report

The purpose of this report is solely to describe the scope of our testing of internal control and compliance and the results of that testing, and not to provide an opinion on the effectiveness of the entity's internal control or on compliance. This report is an integral part of an audit performed in accordance with *Government Auditing Standards* in considering the entity's internal control and compliance. Accordingly, this communication is not suitable for any other purpose.

Maher Duessel

Pittsburgh, Pennsylvania
September 27, 2021

Independent Auditor’s Report on Compliance for Each Major Federal and Pennsylvania Department of Human Services (DHS) Program and on Internal Control over Compliance Required by the Uniform Guidance and the DHS *Single Audit Supplement*

**Board of County Commissioners
County of Crawford,
Pennsylvania**

Report on Compliance for Each Major Federal and DHS Program

We have audited the County of Crawford, Pennsylvania's (County) compliance with the types of compliance requirements described in the *OMB Compliance Supplement* and the Pennsylvania Department of Human Services (DHS) *Single Audit Supplement* that could have a direct and material effect on each of the County’s major federal and DHS programs for the year ended December 31, 2020. The County’s major federal programs are identified in the summary of auditor's results section of the accompanying schedule of findings and questioned costs. The County’s major DHS programs are identified on the Schedule of DHS Expenditures.

Management’s Responsibility

Management is responsible for compliance with federal statutes, regulations, and the terms and conditions of its federal awards applicable to its federal and DHS programs.

Auditor’s Responsibility

Our responsibility is to express an opinion on compliance for each of the County’s major federal and DHS programs based on our audit of the types of compliance requirements referred to above. We conducted our audit of compliance in accordance with auditing standards generally accepted in the United States of America; the standards applicable to financial audits contained in *Government Auditing Standards*, issued by the Comptroller General of the United States; and the audit requirements of Title 2 U.S. *Code of Federal Regulations* Part 200, *Uniform Administrative Requirements, Cost Principles, and Audit Requirements for Federal Awards* (Uniform Guidance). Those standards, the Uniform Guidance, and the *DHS Single Audit Supplement* require that we plan and perform the audit to obtain reasonable assurance about whether noncompliance with the types of compliance requirements referred to above that could have a direct and material effect on a major federal or DHS program occurred. An audit includes examining, on a test basis, evidence about the County’s compliance with those requirements and performing such other procedures as we considered necessary in the circumstances.

Board of County Commissioners
County of Crawford, Pennsylvania
Independent Auditor's Report on Compliance for Each Major Federal
and Pennsylvania Department of Human Services (DHS) Program and on
Internal Control over Compliance Required by the Uniform Guidance and
the DHS Single Audit Supplement

We believe that our audit provides a reasonable basis for our opinion on compliance for each major federal and DHS program. However, our audit does not provide a legal determination of the County's compliance.

Opinion on Each Major Federal and DHS Program

In our opinion, the County complied, in all material respects, with the types of compliance requirements referred to above that could have a direct and material effect on each of its major federal and DHS programs for the year ended December 31, 2020.

Report on Internal Control over Compliance

Management of the County is responsible for establishing and maintaining effective internal control over compliance with the types of compliance requirements referred to above. In planning and performing our audit of compliance, we considered the County's internal control over compliance with the types of requirements that could have a direct and material effect on each major federal or DHS program to determine the auditing procedures that are appropriate in the circumstances for the purpose of expressing an opinion on compliance for each major federal or DHS program and to test and report on internal control over compliance in accordance with the Uniform Guidance, but not for the purpose of expressing an opinion on the effectiveness of internal control over compliance. Accordingly, we do not express an opinion on the effectiveness of the County's internal control over compliance.

A deficiency in internal control over compliance exists when the design or operation of a control over compliance does not allow management or employees, in the normal course of performing their assigned functions, to prevent, or detect and correct, noncompliance with a type of compliance requirement of a federal or DHS program on a timely basis. A material weakness in internal control over compliance is a deficiency, or combination of deficiencies, in internal control over compliance, such that there is a reasonable possibility that material noncompliance with a type of compliance requirement of a federal or DHS program will not be prevented, or detected and corrected, on a timely basis. A significant deficiency in internal control over compliance is a deficiency, or a combination of deficiencies, in internal control over compliance with a type of compliance requirement of a federal or DHS program that is less severe than a material weakness in internal control over compliance, yet important enough to merit attention by those charged with governance.

Board of County Commissioners
County of Crawford, Pennsylvania
Independent Auditor's Report on Compliance for Each Major Federal
and Pennsylvania Department of Human Services (DHS) Program and on
Internal Control over Compliance Required by the Uniform Guidance and
the DHS Single Audit Supplement

Our consideration of internal control over compliance was for the limited purpose described in the first paragraph of this section and was not designed to identify all deficiencies in internal control over compliance that might be material weaknesses or significant deficiencies. We did not identify any deficiencies in internal control over compliance that we consider to be material weaknesses. However, material weaknesses may exist that have not been identified.

The purpose of this report on internal control over compliance is solely to describe the scope of our testing of internal control over compliance and the results of that testing based on the requirements of the Uniform Guidance and DHS Single Audit Supplement. Accordingly, this report is not suitable for any other purpose.

Mahe Duessel

Pittsburgh, Pennsylvania
September 27, 2021

COUNTY OF CRAWFORD, PENNSYLVANIA

SCHEDULE OF FINDINGS AND QUESTIONED COSTS

YEAR ENDED DECEMBER 31, 2020

I. Summary of Audit Results

1. Type of auditor's report issued: Adverse Opinion on Aggregate Discretely Presented Component Units, not prepared in accordance with Generally Accepted Accounting Principles; Unmodified Opinion on all other opinion units, prepared in accordance with Generally Accepted Accounting Principles.

2. Internal control over financial reporting:

Material weakness(es) identified? yes no

Significant deficiencies identified that are not considered to be material weakness(es)?
 yes none reported

3. Noncompliance material to financial statements noted? yes no

4. Internal control over major programs:

Material weakness(es) identified? yes no

Significant deficiencies identified that are not considered to be material weakness(es)?
 yes none reported

5. Type of auditor's report issued on compliance for major programs: Unmodified

6. Any audit findings disclosed that are required to be reported in accordance with 2 CFR Section 200.516(a)? yes no

7. Major Programs:

Assistance Listing Number
21.019

Name of Federal Program or Cluster
Coronavirus Relief Fund

8. Dollar threshold used to distinguish between type A and type B programs: \$750,000

9. Auditee qualified as low-risk auditee? yes no

COUNTY OF CRAWFORD, PENNSYLVANIA

SCHEDULE OF FINDINGS AND QUESTIONED COSTS

YEAR ENDED DECEMBER 31, 2020

- II. Findings related to the financial statements which are required to be reported in accordance with GAGAS.

Finding 2020-001 – Internal Control over Financial Reporting and Account Adjustments

Condition: During the audit process, material adjustments were proposed by the auditors in order that the financial statements could be prepared in accordance with accounting principles generally accepted in the United States of America (GAAP). One adjustment was for approximately \$500,000 to remove an uncollectible receivable and the other adjustment was for approximately \$4 million of duplicate expenses and unearned revenues. These adjustments were necessary to properly reflect current year operations and balances as of the year-end.

Management does review and accept the financial statements prior to their final issuance and approves the adjustments to the financial statements.

Criteria: Auditing standards place emphasis on determining an entity's ability to fully prepare their own external financial statements, including the positing of all adjustments necessary to present GAAP financials and evaluating the need for all necessary financial statement disclosures.

Cause: The County did not reconcile some of its balance sheet accounts, including accounts receivable and unearned revenues, to the general ledger and posting adjustments, as necessary, for balances to be recorded in accordance with GAAP.

Effect: Material adjustments were required to be recorded in order for the financial statements to be prepared in accordance with GAAP.

Recommendation: We recommend that management evaluate their internal controls over the financial reporting process to ensure that the financial statements are prepared in accordance with GAAP.

Management's Response: Management agrees with this finding. See separate Corrective Action Plan.

- III. Findings and questioned costs for federal awards.

No matters were reported.

COUNTY OF CRAWFORD, PENNSYLVANIA

SUMMARY SCHEDULE OF PRIOR AUDIT FINDINGS

YEAR ENDED DECEMBER 31, 2020

NONE

County of Crawford, Pennsylvania

DHS-Funded Financial Assistance Program Exhibits

**Years Ended June 30, 2020, September 30, 2020,
and December 31, 2020
with Independent Accountant's Report**

Independent Accountant's Report on Applying Agreed-Upon Procedures

**Board of County
Commissioners
County of Crawford,
Pennsylvania**

We have performed the procedures enumerated below, on the financial schedules and exhibits of the County of Crawford (County) required by the Pennsylvania Department of Human Services (DHS) Single Audit Supplement for fiscal years ended June 30, 2020, September 30, 2020, and December 31, 2020. The County's management is responsible for the financial schedules and exhibits.

The County has agreed to and acknowledged that the procedures performed are appropriate to meet the intended purpose of assisting DHS in determining whether the entity complied with the specified requirements. This report may not be suitable for any other purpose. The procedures performed may not address all the items of interest to a user of this report and may not meet the needs of all users of this report and, as such, users are responsible for determining whether the procedures performed are appropriate for their purposes.

The procedures and associated findings are as follows:

- a. We have verified by comparison of the amounts and classifications that the supplemental financial schedules for each of the programs listed below, which summarize amounts reported to DHS for fiscal years ended June 30, 2020 and December 31, 2020, have been accurately compiled and reflect the audited books and records of the County. We have also verified by comparison to the example schedules that these schedules are presented, at a minimum, at the level of detail and in the format required by the DHS Single Audit Supplement pertaining to this period.

Program Name

Child Support Enforcement
Medical Assistance Transportation
Early Intervention Services
Block Grant Counties

- b. We have inquired of management regarding adjustments to reported revenues or expenditures, which were not reflected on the reports, submitted to DHS for the period in question.
- c. The processes detailed in paragraphs (a) and (b) above disclosed no adjustments and/or findings.

Board of County Commissioners
County of Crawford, Pennsylvania
Independent Accountant's Report on
Applying Agreed-Upon Procedures

We were engaged by the County to perform this agreed-upon procedures engagement and conducted our engagement in accordance with attestation standards established by the American Institute of Certified Public Accountants. We were not engaged to and did not conduct an audit or review engagement, the objective of which would be the expression of an opinion or conclusion, respectively, on compliance with the specified requirements. Accordingly, we do not express such an opinion or conclusion. Had we performed additional procedures, other matters might have come to our attention that would have been reported to you.

We are required to be independent of the County and to meet our other ethical responsibilities, in accordance with relevant ethical requirements related to our agreed-upon procedures engagement.

This report is intended solely for the information and use of the DHS and the County and should not be used by those who have not agreed to the procedures and taken responsibility for the sufficiency of the procedures for their purposes. This report is not intended to be, and should not be, used by anyone other than this specified party.

Maher Duessel

Pittsburgh, Pennsylvania
September 27, 2021

COUNTY OF CRAWFORD, PENNSYLVANIA
CHILD SUPPORT ENFORCEMENT
COMPARISON OF SINGLE AUDIT EXPENDITURES WITH REPORTED EXPENDITURES
FOR THE FISCAL YEAR ENDED DECEMBER 31, 2020

Exhibit A-1 (a)

	Single Audit Expenditures					Reported Expenditures					Single Audit Over/(Under) Reported				
	A. Total	B. Unallowable	C. Incentive Paid Costs	Net (A - B - C)	Amt. Paid	A. Total	B. Unallowable	C. Incentive Paid Costs	Net (A - B - C)	Amt. Paid	A. Total	B. Unallowable	C. Incentive Paid Costs	Net (A - B - C)	Amt. Paid
Quarter Ending: 3/31/2020															
1. Salary & Overhead	\$ 437,975	\$ 15,218	\$ 19,745	\$ 403,012	\$ 265,988	\$ 437,975	\$ 15,218	\$ 19,745	\$ 403,012	\$ 265,988	\$ -	\$ -	\$ -	\$ -	\$ -
2. Fees & Costs	-	-	-	-	-	-	-	-	-	-	-	-	-	-	-
3. Interest & Program Income	2,251	83	-	2,168	1,431	2,251	83	-	2,168	1,431	-	-	-	-	-
4. Blood Testing Fees	59	-	-	59	39	59	-	-	59	39	-	-	-	-	-
5. Blood Testing Costs	718	-	718	-	-	718	-	718	-	-	-	-	-	-	-
6. ADP	-	-	-	-	-	-	-	-	-	-	-	-	-	-	-
Net Total (1-2-3-4+5+6)	\$ 436,383	\$ 15,135	\$ 20,463	\$ 400,785	\$ 264,518	\$ 436,383	\$ 15,135	\$ 20,463	\$ 400,785	\$ 264,518	\$ -	\$ -	\$ -	\$ -	\$ -
Quarter Ending: 6/30/2020															
1. Salary & Overhead	\$ 377,962	\$ 13,936	\$ 34,352	\$ 329,674	\$ 217,585	\$ 377,962	\$ 13,936	\$ 34,352	\$ 329,674	\$ 217,585	\$ -	\$ -	\$ -	\$ -	\$ -
2. Fees & Costs	-	-	-	-	-	-	-	-	-	-	-	-	-	-	-
3. Interest & Program Income	2,115	79	-	2,036	1,344	2,115	79	-	2,036	1,344	-	-	-	-	-
4. Blood Testing Fees	19	-	-	19	13	19	-	-	19	13	-	-	-	-	-
5. Blood Testing Costs	377	-	377	-	-	377	-	377	-	-	-	-	-	-	-
6. ADP	-	-	-	-	-	-	-	-	-	-	-	-	-	-	-
Net Total (1-2-3-4+5+6)	\$ 376,205	\$ 13,857	\$ 34,729	\$ 327,619	\$ 216,228	\$ 376,205	\$ 13,857	\$ 34,729	\$ 327,619	\$ 216,228	\$ -	\$ -	\$ -	\$ -	\$ -
Quarter Ending: 09/30/2020															
1. Salary & Overhead	\$ 386,245	\$ 14,355	\$ 28,418	\$ 343,472	\$ 226,692	\$ 386,245	\$ 14,355	\$ 28,418	\$ 343,472	\$ 226,692	\$ -	\$ -	\$ -	\$ -	\$ -
2. Fees & Costs	-	-	-	-	-	-	-	-	-	-	-	-	-	-	-
3. Interest & Program Income	3,188	125	-	3,063	2,022	3,188	125	-	3,063	2,022	-	-	-	-	-
4. Blood Testing Fees	95	-	-	95	63	95	-	-	95	63	-	-	-	-	-
5. Blood Testing Costs	373	-	373	-	-	373	-	373	-	-	-	-	-	-	-
6. ADP	-	-	-	-	-	-	-	-	-	-	-	-	-	-	-
Net Total (1-2-3-4+5+6)	\$ 383,335	\$ 14,230	\$ 28,791	\$ 340,314	\$ 224,607	\$ 383,335	\$ 14,230	\$ 28,791	\$ 340,314	\$ 224,607	\$ -	\$ -	\$ -	\$ -	\$ -
Quarter Ending: 12/31/2020															
1. Salary & Overhead	\$ 536,104	\$ 21,230	\$ 27,502	\$ 487,372	\$ 321,666	\$ 536,104	\$ 21,230	\$ 27,502	\$ 487,372	\$ 321,666	\$ -	\$ -	\$ -	\$ -	\$ -
2. Fees & Costs	-	-	-	-	-	-	-	-	-	-	-	-	-	-	-
3. Interest & Program Income	2,370	97	-	2,273	1,500	2,370	97	-	2,273	1,500	-	-	-	-	-
4. Blood Testing Fees	292	-	-	292	193	292	-	-	292	193	-	-	-	-	-
5. Blood Testing Costs	527	-	527	-	-	527	-	527	-	-	-	-	-	-	-
6. ADP	-	-	-	-	-	-	-	-	-	-	-	-	-	-	-
Net Total (1-2-3-4+5+6)	\$ 533,969	\$ 21,133	\$ 28,029	\$ 484,807	\$ 319,973	\$ 533,969	\$ 21,133	\$ 28,029	\$ 484,807	\$ 319,973	\$ -	\$ -	\$ -	\$ -	\$ -

COUNTY OF CRAWFORD, PENNSYLVANIA

CHILD SUPPORT ENFORCEMENT COMPARISON OF REPORTED INCENTIVES TO INCENTIVES ON DEPOSIT

FOR THE YEAR ENDED DECEMBER 31, 2020

Exhibit A-1 (c)

County Crawford County Year Ended December 31, 2020

Month	MSE Incentive Paid Cost Worksheet Ending Incentive Balance	Audited Title IV-D Account Incentive Balance	Type of Account Structure
January 1	\$ 344,026	\$ -	<input type="checkbox"/> Separate Bank Account <input checked="" type="checkbox"/> Restricted Fund - General Ledger <input type="checkbox"/> Other: Domestic Relations
March 31	350,478	350,478	
June 30	341,377	341,377	
September 30	361,910	361,910	
December 31	358,103	358,103	

COUNTY OF CRAWFORD, PENNSYLVANIA

CHILD SUPPORT ENFORCEMENT COMPARISON OF SINGLE AUDIT TITLE IV-D ACCOUNT WITH REPORTED TITLE IV-D ACCOUNT

FOR THE TWELVE MONTH PERIOD ENDED DECEMBER 31, 2020

Exhibit A-1 (d)

	<u>Single Audit Title IV-D Account</u>	<u>Reported Title IV-D Account</u>	<u>Single Audit Over (Under) Reported</u>
Balance, January 1	\$ 344,026	\$ 344,026	\$ -
Receipts:			
Reimbursements	786,091	786,091	-
Incentives	125,999	125,999	-
Title XIX incentives	725	725	-
Program income	2,310	2,310	-
Genetic testing costs	521	521	-
Maintenance of effort (MOE)	590,772	590,772	-
	1,506,418	1,506,418	-
Intrafund Transfers - In	125,999	125,999	-
Funds Available	1,976,443	1,976,443	-
Disbursements:			
Incentive paid costs	111,922	111,922	-
Transfers to General Fund	1,380,419	1,380,419	-
Vendor payments	-	-	-
Other - refunds/credits	-	-	-
	1,492,341	1,492,341	-
Intrafund Transfers - Out	125,999	125,999	-
Balance, December 31	\$ 358,103	\$ 358,103	\$ -

The Title IV-D account is part of the General Fund pooled checking account.

COUNTY OF CRAWFORD, PENNSYLVANIA

MEDICAL ASSISTANCE TRANSPORTATION PROGRAM SCHEDULE OF REVENUES AND EXPENDITURES

FOR THE TWELVE MONTH PERIOD ENDED JUNE 30, 2020

Exhibit III

	<u>Reported</u>	<u>Actual</u>
Service Data:		
<hr/>		
Expenditures:		
Group I clients	\$ 824,946	\$ 824,946
Group II clients	-	-
	<hr/>	<hr/>
Total expenditures	<u>\$ 824,946</u>	<u>\$ 824,946</u>
Allocation Data:		
<hr/>		
Revenues:		
Department of Human Services	\$ 823,500	\$ 823,500
Interest income	1,446	1,446
	<hr/>	<hr/>
Total revenues	<u>824,946</u>	<u>824,946</u>
Funds expended:		
Operating costs	821,291	821,291
Administrative costs	3,655	3,655
	<hr/>	<hr/>
Excess Revenues over Expenditures	<u>\$ -</u>	<u>\$ -</u>

Indirect Cost Rate: 7.8%

COUNTY OF CRAWFORD, PENNSYLVANIA

EARLY INTERVENTION SERVICES SCHEDULE OF REVENUES, EXPENDITURES, AND CARRYOVER FUNDS

FOR THE TWELVE MONTH PERIOD ENDED JUNE 30, 2020

Exhibit V (a) EI

Sources of DHS Funding	Appropriation	DHS Funds Available			Cost Eligible for DHS Participation (4)	Balance of Funds (5)	Grant Fund Adjustments (6)	Total Fund Balance (7)
		Carryover (1)	Allotment (2)	Total Allocation (3)				
A. Early Intervention Services								
1. Early Intervention Services	10235	\$ -	\$ 334,203	\$ 334,203	\$ 288,111	\$ 46,092	\$ -	\$ 46,092
2. Early Intervention Training	10235	-	4,431	4,431	4,431	-	-	-
3. Early Intervention Administration	10235	42,965	90,204	133,169	115,045	18,124	-	18,124
4. Infant & Toddlers w/Disabilities (Part C)	70170	-	62,070	62,070	62,070	-	-	-
5. IT&F Waiver Administration	10235/70184	-	12,802	12,802	12,802	-	-	-
6. Reserved	00001	-	-	-	-	-	-	-
TOTAL EARLY INTERVENTION SERVICES		\$ 42,965	\$ 503,710	\$ 546,675	\$ 482,459	\$ 64,216	\$ -	\$ 64,216

COUNTY OF CRAWFORD, PENNSYLVANIA

EARLY INTERVENTION SERVICES REPORT OF INCOME AND EXPENDITURES

FOR THE TWELVE MONTH PERIOD ENDED JUNE 30, 2020

Exhibit V (b) EI

	Admin Office	Early Intervention	Service Coordination	Total
TOTAL ALLOCATION				\$ 546,675
II. TOTAL EXPENDITURES	\$ 153,718	\$ 203,166	\$ 324,438	681,322
III. COSTS OVER ALLOCATION				
A. County Funded Eligible	-	-	-	-
B. County Funded Ineligible	11,658	-	-	11,658
C. Other Eligible	-	-	-	-
D. Other Ineligible	-	-	-	-
Subtotal Costs Over Allocation	11,658	-	-	11,658
IV. REVENUES				
A. Program Service Fees	-	-	-	-
B. Private Insurance	-	-	-	-
C. Medical Assistance	-	-	133,590	133,590
D. Earned Interest	1,331	-	-	1,331
E. Other	99	-	-	99
Subtotal Revenues	1,430	-	133,590	135,020
V. DHS REIMBURSEMENT				
A. DHS Categorical Funding 90%	115,045	182,849	171,763	469,657
B. DHS Categorical Funding 100%	12,802	-	-	12,802
Subtotal DHS reimbursement	127,847	182,849	171,763	482,459
VI. 10% County Match	12,783	20,317	19,085	52,185
VII. TOTAL DHS REIMBURSEMENT & COUNTY MATCH	\$ 140,630	\$ 203,166	\$ 190,848	\$ 534,644
VIII. TOTAL CARRYOVER				\$ 64,216

COUNTY OF CRAWFORD, PENNSYLVANIA

BLOCK GRANT COUNTIES
 COUNTY REPORT OF INCOME AND EXPENDITURES
 COUNTY HUMAN SERVICES BLOCK GRANT
 SCHEDULE OF FUND BALANCES - SUMMARY REPORT

FOR THE TWELVE MONTH PERIOD ENDED JUNE 30, 2020

Exhibit VI (a) BG-S

County Match	5.64%
Actual County Match (\$)	\$ 244,339
Actual County Match (%)	5.64%

Block Grant Reporting	Appropriation	DHS Allocation	Costs Eligible for DHS Participation						Total	Balance of Funds	Adjustments	Total Fund Balance
			Mental Health	Intellectual Disabilities	Homeless Assistance	HSS	D&A					
Sources of Funding												
1. State Human Services Block Grant	Multiple	\$ 4,313,376	\$ 2,549,058	\$ 774,105	\$ 220,447	\$ 63,174	\$ 515,511	\$ 4,122,295	\$ 191,081	\$ -	\$ 191,081	
2. SSBG	Multiple	78,340	38,065	40,275	-	-	-	78,340	-	-	-	
3. SABG	80884	-	-	-	-	-	-	-	-	-	-	
4. CMHSBG	70167	110,956	110,956	-	-	-	-	110,956	-	-	-	
5. MA	70175	180,759	-	180,759	-	-	-	180,759	-	-	-	
6. Reserved												
Total for Block Grant		\$ 4,683,431	\$ 2,698,079	\$ 995,139	\$ 220,447	\$ 63,174	\$ 515,511	\$ 4,492,350	191,081	\$ -	\$ 191,081	

Retained Earnings	
I. Unexpended Allocation	\$ 191,081
II. Maximum Retained Earnings (5%)	215,669
Amount to be returned to DHS	-
IV. Total Requested Retained Earnings	\$ 191,081

Prior Year Retained Earnings	
I. FY 18-19 Retained Earnings	\$ 209,986
II. Total Expended Retained Earnings 5%	209,986
IV. Amount to be Returned to DHS	\$ -

COUNTY OF CRAWFORD, PENNSYLVANIA

COUNTY REPORT OF INCOME AND EXPENDITURES
 COUNTY HUMAN SERVICES BLOCK GRANT
 NON-BLOCK GRANT SUMMARY REPORT
 SCHEDULE OF FUND BALANCES - SUMMARY REPORT

FOR THE TWELVE MONTH PERIOD ENDED JUNE 30, 2020

Exhibit VI (b) BG-S

Sources of Funding	Appropriation	Total Carryover	Allotment	DHS Allocation	Costs Eligible for DHS Participation	Balance of Funds	Adjustments	Total Fund Balance
A. Mental Health Services								
1 State - Employment	10248	\$ -	\$ -	\$ -	\$ -	\$ -	\$ -	\$ -
2 State - Prevention/Early Intervention/Recovery	10248	-	-	-	-	-	-	-
3 Federal - Infusing Peer Specialist into Crisis Services - TTI	70127	-	-	-	-	-	-	-
4 Federal - PATH Homeless Grant	70154	-	47,087	47,087	47,087	-	-	-
5 Federal - CMHSBG - First Episode Psychosis	70167	-	-	-	-	-	-	-
6 Federal - CMHSBG - IECMH Endorsement	70167	2,227	4,500	6,727	175	6,552	-	6,552
7 Federal - CMHSBG - Housing Training Scholarships	70167	1,006	5,000	6,006	-	6,006	-	6,006
8 Federal - CMHSBG - Network of Care	70167	-	-	-	-	-	-	-
9 Federal - CMHSBG - TCM On-Line Training	70167	-	-	-	-	-	-	-
10 Federal - PA System of Care Grant	70976	490,608	400,000	890,608	290,439	600,169	-	600,169
11 Federal - Project Launch	71021	-	-	-	-	-	-	-
12 Federal - Bio-Terrorism Hospital Preparedness	80343	-	-	-	-	-	-	-
13 Federal - SERG-Tree of Life	82583	-	-	-	-	-	-	-
14 Reserved								
Subtotal Mental Health Services		493,841	456,587	950,428	337,701	612,727	-	612,727
B. Intellectual Disabilities Services								
1 Reserved								
2 Elwyn	10236	-	-	-	-	-	-	-
3 One Time Pass Through Non-Block Grant	10255	-	-	-	-	-	-	-
4 Reserved								
Subtotal Intellectual Disabilities Services		-	-	-	-	-	-	-
Total for Non-Block Grant Reporting		\$ 493,841	\$ 456,587	\$ 950,428	\$ 337,701	\$ 612,727	\$ -	\$ 612,727

**Information Required by
Pennsylvania Department of
Human Services**

Year Ended December 31, 2020
with Independent Accountant's Report

Independent Accountant's Report on Applying Agreed-Upon Procedures

**Board of County
Commissioners
County of Crawford,
Pennsylvania**

We have performed the procedures enumerated below, with respect to the reconciliation schedule of the County of Crawford (County) required by the Commonwealth of Pennsylvania Department of Human Services (DHS) Single Audit Supplement for the year ended December 31, 2020. The County's management is responsible for the reconciliation schedule.

The County has agreed to and acknowledged that the procedures performed are appropriate to meet the intended purpose of assisting DHS in determining whether the entity complied with the specified requirements. This report may not be suitable for any other purpose. The procedures performed may not address all the items of interest to a user of this report and may not meet the needs of all users of this report and, as such, users are responsible for determining whether the procedures performed are appropriate for their purposes.

The procedures to be performed on the reconciliation schedule are as follows:

- A.) Agree the expenditure amounts listed on the reconciliation schedule under the "Federal Expenditures per the SEFA" column to the audited Schedule of Expenditures of Federal Awards (SEFA).
- B.) Agree the receipt amounts listed on the reconciliation schedule under the "Federal Awards Received per the audit confirmation reply from Pennsylvania" column to the subrecipient federal amounts that were reflected in the audit confirmation reply from the Office of Budget, Comptroller Operations.
- C.) Recalculate the amounts listed under the "Difference" column and the "% Difference" column.
- D.) Agree the amounts listed under the "Difference" column to the audited books and records of the County.
- E.) Agree the "Detailed Explanation of the Differences" to the audited books and records of the County.
- F.) Based on the procedures detailed in paragraphs (A) through (E) above, disclose any adjustments and/or findings which have not been reflected on the corresponding schedules (list each separately).

See the attached Exhibit XX for the results of the procedures performed.

We were engaged by the County to perform this agreed-upon procedures engagement and conducted our engagement in accordance with attestation standards established by the

Board of County Commissioners
County of Crawford, Pennsylvania
Independent Accountant's Report on Applying
Agreed-Upon Procedures

American Institute of Certified Public Accountants. We were not engaged to and did not conduct an audit or review engagement, the objective of which would be the expression of an opinion or conclusion, respectively, on compliance with the specified requirements. Accordingly, we do not express such an opinion or conclusion. Had we performed additional procedures, other matters might have come to our attention that would have been reported to you.

We are required to be independent of the County and to meet our other ethical responsibilities, in accordance with relevant ethical requirements related to our agreed-upon procedures engagement.

This report is intended solely for the information and use of the DHS and the County should not be used by those who have not agreed to the procedures and taken responsibility for the sufficiency of the procedures for their purposes. This report is not intended to be, and should not be, used by anyone other than this specified party.

Maher Duessel

Pittsburgh, Pennsylvania
September 27, 2021

COUNTY OF CRAWFORD, PENNSYLVANIA

RECONCILIATION - FEDERAL AWARDS PASSED THROUGH THE PENNSYLVANIA DEPARTMENT OF HUMAN SERVICES EXPENDITURES PER THE SEFA TO REVENUE RECEIVED PER THE PENNSYLVANIA AUDIT CONFIRMATION REPLY

YEAR ENDED DECEMBER 31, 2020

EXHIBIT XX

ALN Name	ALN Number	Federal Expenditures per the SEFA	Federal Awards Received per the Audit Confirmation Reply from Pennsylvania	Difference	% Difference	Detailed Explanation of the Differences
COVID - Coronavirus Relief Fund	21.019	\$ 86,025	\$ 110,000	\$ (23,975)	-22%	1
Special Education - Grants for Infants and Families	84.181	65,856	46,552	19,304	41%	2
Guardianship Assistance	93.090	23,784	23,417	367	2%	Payment timing difference.
Community Mental Health Services for Children with SED	93.104	235,560	200,000	35,560	18%	1, 2
Projects for Assistance in Transition from Homelessness (PATH)	93.150	47,087	35,316	11,771	33%	2
Promoting Safe and Stable Families	93.556	3,813	3,813	-	0%	n/a
Temporary Assistance for Needy Families	93.558	269,850	204,823	65,027	32%	1
Child Support Enforcement	93.563	1,132,882	786,091	346,791	44%	2
Stephanie Tubbs Jones Child Welfare Services Program	93.645	237,955	184,123	53,832	29%	1
Foster Care - Title IV-E	93.658	1,493,518	1,786,361	(292,843)	-16%	1
Adoption Assistance	93.659	615,318	579,147	36,171	6%	Payment timing difference.
Social Services Block Grants	93.667	154,018	115,513	38,505	33%	1, 2
Chafee Foster Care Independence Program	93.674	31,909	46,559	(14,650)	-31%	1
Medical Assistance Program	93.778	811,330	486,763	324,567	67%	Payment timing difference.
Block Grants for Community Mental Health Services	93.958	113,157	90,342	22,815	25%	Payment timing difference.

n/a - amounts are in agreement

1. Payment timing difference and funds not spent prior to year end.
2. Payment on prior year state confirmation, received in 2020 by the County and 2020 year end timing differences

**Information Required by
Pennsylvania Department of
Human Services**

Year Ended December 31, 2020
with Independent Accountant's Report

County Children and Youth Agency Monitoring Schedule

Independent Accountant’s Report on Applying Agreed-Upon Procedures

**Board of County
Commissioners
County of Crawford,
Pennsylvania**

We have performed the procedures enumerated below, with respect to the reconciliation schedule of the County of Crawford (County) required by the Commonwealth of Pennsylvania Department of Human Services (DHS) Single Audit Supplement for the year ended December 31, 2020. The County is responsible for the reconciliation schedule.

The County has agreed to and acknowledged that the procedures performed are appropriate to meet the intended purpose of assisting DHS in determining whether the entity complied with the specified requirements. This report may not be suitable for any other purpose. The procedures performed may not address all the items of interest to a user of this report and may not meet the needs of all users of this report and, as such, users are responsible for determining whether the procedures performed are appropriate for their purposes.

The procedures to be performed on the reconciliation schedule are as follows:

- A) Reconcile the list of providers under “Provider Name” column A to the providers who were paid for In-Home Purchased Services during the year according to the County’s general ledger, cash disbursements journal, or similar record. Note any providers who were paid during the year but were not included on this schedule.
- B) Agree the response in column B to the appropriate Provider contract.
- C) Agree the information in columns C through I to the County’s monitoring records for In-Home Purchased Service Providers.
- D) Based on the procedures detailed in paragraphs (a) through (c) above, disclose any exceptions or findings which have not been reflected on the corresponding schedule (list each separately).

See attached Exhibit XXI for the results of the procedures performed.

We were engaged by the County to perform this agreed-upon procedures engagement and conducted our engagement in accordance with attestation standards established by the American Institute of Certified Public Accountants. We were not engaged to and did not conduct an audit or review engagement, the objective of which would be the expression of an opinion or conclusion, respectively, on compliance with the specified requirements. Accordingly, we do not express such an opinion or conclusion. Had we performed additional procedures, other matters might have come to our attention that would have been reported to you.

We are required to be independent of the County and to meet our other ethical responsibilities, in accordance with relevant ethical requirements related to our agreed-upon procedures engagement.

Board of County Commissioners
County of Crawford, Pennsylvania
Independent Accountant's Report on Applying
Agreed-Upon Procedures

This report is intended solely for the information and use of the DHS and the County and is not intended to be, and should not be, used by anyone other than these specified parties. This report is not intended to be, and should not be, used by anyone other than this specified party.

Mahe Duessel

Pittsburgh, Pennsylvania
September 27, 2021

COUNTY OF CRAWFORD, PENNSYLVANIA

COUNTY CHILDREN AND YOUTH AGENCY CHILD PROTECTIVE SERVICES LAW (CPSL) MONITORING OF IN-HOME PURCHASED SERVICE PROVIDERS

YEAR ENDED DECEMBER 31, 2020

EXHIBIT XXI

County: Crawford Period Ended: December 31, 2020

A Provider Name	B Does Provider Contract Include CPSL Requirements	C Most Recent Monitoring Date	D Monitored During the Current Year (Yes/No)	If Column D is Yes			H Date Follow-Up Was Done On Prior Year Monitoring	I Has Provider Implemented the CAP
				E List Any Exceptions Noted During Current Year Monitoring	F If Applicable Was CAP Submitted	G Is CAP Acceptable to CCYA		
A Place for Hope, Healing and Trans.	Yes	3/17/2021	No					
Bethesda	Yes		No					
Blended Spirits Ranch	Yes		No					
Center for Family Services	Yes	5/23/2019	No					
Community Alternatives	Yes	4/26/2017	No					
Counseling and Assessment Svcs.	Yes		No					
Crawford Co Drug and Alcohol	Yes	10/21/2020	Yes	Intake packet to include LEP and Civil Rights Policy	n/a	n/a	n/a	n/a
Family Services of NW PA	Yes	11/18/2019	No	see below	n/a	n/a	n/a	n/a
Jones, Martha (Family Development)	Yes	2/10/2021	No	see below	Yes	Yes	2/10/2021	Yes
Meadville Medical Center- MBW	Yes		No					
Parkside Psychological Associates	Yes	2/6/2020	Yes	see below	yes- verbal	yes	not scheduled	
Tradewinds Counseling Services	Yes		No					
Vocational & Psychological Svcs	Yes		No					
Von Korff, Peter	No		No					
Youth Advocate Programs	Yes	6/27/2017	No					

Community Alternatives: Monitoring was scheduled for 4/1/20, but canceled due to Covid, rescheduled for August 2021.

Crawford County Drug and Alcohol: Intake packet to include LEP and Civil Rights Policy; they implemented these immediately.

Family Services of NW PA: No onsite monitoring in 2020, but requested backup for several invoices to do random remote monitoring.

Martha Jones: No onsite monitoring in 2020, but required all encounter forms and mileage to be submitted with each invoice for backup (remote monitoring); 7/19/21 next monitoring

Parkside Psychological Associates:

- 1). Employee's personal files should contain a copy of the Mandated Reporter certificate.
- 2). Include an Acknowledgement Form for each Policy (grievance, civil rights, HIPAA, LEP, etc.) that is signed by the employee and retained in their file. Also, employees should have 3 references on file. All employment paperwork should be completed in full and retained in the employee's file.
- 3). If a child file cannot be supplied to CYS for review; the packets that are made up for monitoring purposes should include: all CSA paperwork and some sort of narrative in lieu of the actual encounter notes to determine the progress of the consumer. It was unclear through the packet review if the service was formally discharged or should no longer have been provided.
- 4). No mileage or service hours for mileage should be included in authorizations or billed to Children and Youth Services. If it is a special circumstance requiring excessive mileage, CYS should be contacted ahead of time and a decision will be made as to whether or not it will be reimbursed (this would be at the current State maximum mileage reimbursement rate).
- 5). Prep time for court hearings should be minimal for a short/uncomplicated hearing.
- 6). Provide updated invoices for September through December 2019 to reflect the correct service hours; what was paid towards those service hours and the difference owed to or from Crawford County Children and Youth Services. This should be sent within 10 business days to Elisa Beuchat, CYS Fiscal Technician.

NOTE: CAPs are discussed during the exit conference with the provider. It is usually more of a verbal discussion rather than a formal letter.

COUNTY OF CRAWFORD, PENNSYLVANIA

SINGLE AUDIT REPORT DISTRIBUTION LIST TO STATE AND FEDERAL ENTITIES

YEAR ENDED DECEMBER 31, 2020

Single Audit Clearinghouse Bureau of the Census Building 66, Room 2417 1201 East 10th Street Jeffersonville, IN 47132	electronic
Bureau of Workmen's Compensation Self-Insurance Division 1171 South Cameron Street Room 103 Harrisburg, PA 17104	1 copy
Commonwealth of Pennsylvania DHS Bureau of Financial Operations Bertolino Building - Third Floor P.O. Box 2675 Harrisburg, PA 17105-2675	electronic