

OFFICIAL COMPUTATION

OF THE VOTES CAST

AT THE

GENERAL MUNICIPAL ELECTION

November 2, 2021

RETENTION QUESTIONS

COMPUTING PAPER OFFICIAL RETURNS OF THE GENERAL MUNICIPAL ELECTION Held in the several Election Districts Of CRAWFORD COUNTY On Tuesday November 2, 2021	JUDGE OF THE SUPERIOR COURT, JOHN BENDER						JUDGE OF THE SUPERIOR COURT, MARY JANE BOWES						JUDGE OF THE COMMONWEALTH COURT, ANNE COVEY						JUDGE OF THE COMMONWEALTH COURT, RENEE COHN JUBELIRER						JUDGE OF THE COURT OF COMMON PLEAS, JOHN F SPATARO					
	YES			NO			YES			NO			YES			NO			YES			NO			YES			NO		
	Machine	Hand	Total	Machine	Hand	Total	Machine	Hand	Total	Machine	Hand	Total	Machine	Hand	Total	Machine	Hand	Total	Machine	Hand	Total	Machine	Hand	Total	Machine	Hand	Total	Machine	Hand	Total
Athens Twp	84	2	86	37	0	37	82	2	84	36	0	36	87	2	89	33	0	33	88	2	90	32	0	32	97	2	99	31	0	31
Beaver Twp	72	0	72	46	2	48	75	1	76	39	1	40	76	1	77	40	1	41	71	1	72	42	1	43	73	0	73	41	2	43
Bloomfield Twp	265	2	267	106	0	106	270	3	273	100	0	100	263	3	266	105	0	105	250	3	253	115	0	115	260	3	263	109	0	109
Blooming Valley Boro	55	1	56	22	0	22	49	1	50	26	0	26	56	1	57	21	0	21	55	1	56	22	0	22	73	1	74	8	0	8
Cambridge Twp	219	0	219	101	0	101	212	0	212	93	0	93	209	0	209	98	0	98	207	0	207	90	0	90	239	0	239	76	0	76
Cambridge Springs Boro	157	5	162	95	0	95	163	5	168	89	0	89	171	4	175	79	1	80	156	4	160	90	0	90	187	4	191	74	0	74
Centerville Boro	21	0	21	13	1	14	23	0	23	11	1	12	24	0	24	10	1	11	21	0	21	12	1	13	24	0	24	12	1	13
Cochrannton Boro	153	0	153	61	1	62	149	0	149	61	1	62	151	0	151	58	1	59	147	0	147	62	1	63	183	0	183	41	1	42
Conneaut Twp	156	0	156	78	0	78	162	0	162	70	0	70	163	0	163	70	0	70	162	0	162	67	0	67	178	0	178	61	0	61
Conneaut Lake Boro	86	1	87	37	0	37	88	1	89	36	0	36	89	1	90	35	0	35	91	1	92	33	0	33	116	1	117	21	0	21
Conneautville Boro	113	0	113	34	0	34	117	0	117	28	0	28	112	0	112	35	0	35	115	0	115	29	0	29	144	0	144	14	0	14
Cussewago Twp	168	0	168	108	0	108	178	0	178	100	0	100	182	0	182	94	0	94	184	0	184	91	0	91	199	0	199	83	0	83
E. Fairfield Twp	113	0	113	49	0	49	111	0	111	49	0	49	118	0	118	38	0	38	109	0	109	43	0	43	158	0	158	20	0	20
E. Fallowfield Twp	116	4	120	58	0	58	114	4	118	56	0	56	111	4	115	58	0	58	107	4	111	63	0	63	129	4	133	47	0	47
E. Mead Twp	159	3	162	67	0	67	154	3	157	63	0	63	167	3	170	57	0	57	159	3	162	60	0	60	203	3	206	37	0	37
Fairfield Twp	99	4	103	55	0	55	102	3	105	55	0	55	109	3	112	46	0	46	105	3	108	45	0	45	139	4	143	29	0	29
Greenwood Twp	123	1	124	51	0	51	116	1	117	56	0	56	128	1	129	46	0	46	125	1	126	48	0	48	145	1	146	39	0	39
Hayfield Twp	382	6	388	139	1	140	386	7	393	130	1	131	387	6	393	132	1	133	380	6	386	129	1	130	471	8	479	93	1	94
Hydetown Boro	59	0	59	23	0	23	61	0	61	22	0	22	64	0	64	21	0	21	64	0	64	19	0	19	64	0	64	19	0	19
Linesville Boro	110	0	110	44	2	46	112	0	112	38	2	40	107	0	107	45	2	47	105	0	105	43	2	45	122	0	122	34	2	36
Meadville 1-1	171	2	173	75	0	75	182	2	184	63	0	63	180	2	182	65	0	65	172	2	174	67	0	67	209	2	211	51	0	51
Meadville 1-2	397	8	405	134	1	135	407	9	416	124	1	125	403	8	411	126	3	129	409	9	418	121	2	123	520	11	531	68	0	68
Meadville 2-1	211	1	212	103	2	105	230	1	231	93	2	95	222	1	223	98	2	100	215	2	217	100	1	101	279	2	281	60	1	61
Meadville 2-2	158	3	161	75	1	76	170	3	173	62	0	62	166	3	169	67	1	68	169	4	173	64	0	64	202	4	206	46	0	46
Meadville 2-3	324	3	327	138	1	139	334	3	337	121	1	122	325	3	328	131	1	132	326	3	329	119	1	120	423	2	425	75	1	76
Meadville 3-1	128	3	131	46	0	46	132	2	134	42	1	43	136	3	139	38	0	38	131	2	133	41	0	41	157	2	159	37	0	37
Meadville 3-2	134	2	136	45	1	46	140	3	143	43	0	43	132	3	135	41	0	41	136	3	139	40	0	40	176	2	178	24	1	25
Meadville 4	42	0	42	7	0	7	45	0	45	4	0	4	43	0	43	5	0	5	38	0	38	8	0	8	47	0	47	6	0	6
Meadville 5	36	0	36	16	0	16	38	0	38	14	0	14	38	0	38	13	0	13	35	0	35	14	0	14	45	0	45	13	0	13
N. Shenango Twp	195	2	197	76	0	76	186	1	187	83	1	84	188	2	190	80	0	80	185	2	187	81	0	81	210	1	211	65	1	66
Oil Creek Twp	164	0	164	63	0	63	170	0	170	54	0	54	168	0	168	56	0	56	169	0	169	56	0	56	176	0	176	57	0	57
Pine Twp	47	0	47	46	0	46	53	0	53	40	0	40	52	0	52	40	0	40	53	0	53	37	0	37	67	0	67	30	0	30
Randolph Twp	205	0	205	108	1	109	199	1	200	103	0	103	220	0	220	91	1	92	209	1	210	94	0	94	247	1	248	78	0	78
Richmond Twp	184	0	184	98	3	101	184	1	185	98	2	100	188	1	189	91	2	93	193	2	195	83	1	84	230	2	232	67	1	68
Rockdale Twp	154	0	154	91	0	91	152	0	152	92	0	92	150	0	150	90	0	90	157	0	157	84	0	84	179	0	179	72	0	72
Total Vote this page	5260	53	5313	2345	17	2362	5346	57	5403	2194	14	2208	5385	55	5440	2153	17	2170	5298	59	5357	2144	11	2155	6371	60	6431	1638	12	1650







COMPUTING PAPER OFFICIAL RETURNS OF THE GENERAL MUNICIPAL ELECTION Held in the several Election Districts Of CRAWFORD COUNTY On Tuesday November 2, 2021	JUDGE OF THE SUPERIOR COURT, JOHN BENDER				JUDGE OF THE SUPERIOR COURT, MARY JANE BOWES				JUDGE OF THE COMMONWEALTH COURT, ANNE COVEY				JUDGE OF THE COMMONWEALTH COURT, RENEE COHN JUBELIRER				JUDGE OF THE COURT OF COMMON PLEAS, JOHN F SPATARO													
	YES		NO		YES		NO		YES		NO		YES		NO		YES		NO											
Rome Twp	88	0	88	55	0	55	95	0	95	49	0	49	95	0	95	54	0	54	93	0	93	52								
Sadsbury Twp	393	8	401	176	0	176	393	7	400	176	0	176	401	7	408	169	1	170	403	8	411	163								
Saegertown Boro	98	0	98	44	1	45	98	0	98	43	1	44	90	0	90	46	1	47	97	0	97	40								
S. Shenango Twp	272	2	274	127	1	128	281	2	283	118	1	119	277	2	279	124	1	125	276	2	278	117								
Sparta Twp	121	0	121	57	0	57	122	0	122	52	0	52	123	0	123	52	0	52	115	0	115	59								
Spartansburg Boro	56	0	56	24	0	24	56	0	56	23	0	23	57	0	57	21	0	21	56	0	56	23								
Spring Twp	156	1	157	91	0	91	157	1	158	90	0	90	156	1	157	91	0	91	156	0	156	89								
Springboro	41	0	41	31	0	31	47	0	47	24	0	24	48	0	48	24	0	24	46	0	46	25								
Steuben Twp	75	1	76	36	0	36	77	1	78	35	0	35	78	1	79	35	0	35	74	1	75	37								
Summerhill Twp	161	0	161	84	0	84	158	0	158	83	0	83	164	0	164	81	0	81	161	0	161	80								
Summit Twp	257	0	257	94	1	95	255	0	255	84	1	85	261	0	261	81	1	82	248	0	248	89								
Titusville 1-1	65	0	65	33	0	33	71	0	71	28	0	28	71	0	71	28	0	28	69	0	69	29								
Titusville 1-2	61	2	63	30	0	30	66	1	67	25	1	26	63	2	65	29	0	29	61	2	63	26								
Titusville 2-1	89	1	90	28	1	29	90	1	91	25	1	26	97	1	98	21	1	22	94	1	95	18								
Titusville 2-2	120	0	120	43	0	43	119	0	119	43	0	43	115	0	115	44	0	44	116	0	116	41								
Titusville 3	26	0	26	8	0	8	27	0	27	8	0	8	26	0	26	9	0	9	27	0	27	9								
Titusville 4	47	0	47	22	0	22	49	0	49	24	0	24	51	0	51	22	0	22	52	0	52	23								
Titusville 5	27	0	27	2	0	2	27	0	27	3	0	3	27	0	27	3	0	3	27	0	27	3								
Townville Boro	48	1	49	17	0	17	53	1	54	11	0	11	51	1	52	13	0	13	49	0	49	13								
Troy Twp	109	0	109	54	0	54	105	0	105	59	0	59	119	0	119	49	0	49	109	0	109	53								
Union Twp	113	0	113	60	0	60	113	0	113	55	0	55	114	0	114	52	0	52	107	1	108	56								
Venango Twp	186	2	188	86	2	88	189	2	191	82	2	84	187	2	189	87	2	89	186	1	187	88								
Venango Boro	34	1	35	14	0	14	34	1	35	15	0	15	33	1	34	16	0	16	33	1	34	15								
Vernon Twp I	147	1	148	76	0	76	158	1	159	69	0	69	150	1	151	70	0	70	151	1	152	67								
Vernon Twp 2	272	5	277	116	1	117	274	5	279	112	1	113	287	4	291	97	2	99	292	5	297	95								
Vernon Twp 3	280	3	283	111	1	112	285	3	288	108	1	109	278	4	282	113	1	114	288	4	292	102								
Wayne Twp	167	1	168	74	0	74	172	1	173	66	0	66	174	0	174	64	0	64	168	0	168	63								
W. Fallowfield Twp	70	1	71	23	0	23	72	1	73	23	0	23	71	1	72	23	0	23	69	1	70	25								
W. Mead Twp I	410	8	418	193	2	195	433	8	441	176	2	178	420	9	429	187	1	188	421	9	430	184								
W. Mead Twp II	293	1	294	105	1	106	301	1	302	93	1	94	306	1	307	96	1	97	289	1	290	103								
W. Shenango Twp	51	0	51	33	0	33	49	0	49	35	0	35	49	0	49	34	0	34	48	0	48	35								
Woodcock Twp	309	2	311	139	1	140	307	3	310	130	0	130	322	3	325	129	0	129	314	2	316	131								
Woodcock Boro	18	0	18	8	2	10	21	0	21	7	2	9	21	0	21	6	2	8	20	0	20	6								
Total vote this page	4660	41	4701	2094	14	2108	4754	40	4794	1974	14	1988	4782	41	4823	1970	14	1984	4715	40	4755	1959	13	1972	5713	45	5758	1460	11	1471
Total vote prior page	5260	53	5313	2345	17	2362	5346	57	5403	2194	14	2208	5385	55	5440	2153	17	2170	5298	59	5357	2144	11	2155	6371	60	6431	1638	12	1650
Total	9920	94	10014	4439	31	4470	10100	97	10197	4168	28	4196	10167	96	10263	4123	31	4154	10013	99	10112	4103	24	4127	12084	105	12189	3098	23	3121

CERTIFICATION OF COMPUTATION




CRAWFORD COUNTY, SS

We the undersigned, Clerks appointed to compute the votes cast at the Municipal Election aforesaid, do hereby certify that the within statement is a correct computation of the votes returned as cast for Judicial and County Offices in the several Election Districts of the County at the General Municipal Election held on the 2nd day of November 2021.

ATTESTED: (to be signed by all the Clerks)

		_____
		_____
	_____	_____
	_____	_____
_____	_____	_____

Signed this 19th day of November, 2021






**COUNTY BOARD OF ELECTIONS
OF CRAWFORD COUNTY
PENNSYLVANIA**

FINAL CERTIFICATION

And now, five days after the completion of the within computation of votes, no petition for a recount or recanvass having been filed in accordance with the provisions of the Election Code, or in case of petition, the revision directed by the Court of Common Pleas having been made, we certify the within return of votes cast as being true and correct.

Signed this 24th day of November, 2021


Three handwritten signatures in blue ink, each written over a horizontal line. The signatures are cursive and difficult to read.

COUNTY BOARD OF ELECTIONS
OF CRAWFORD COUNTY
PENNSYLVANIA