

UNOFFICIAL COMPUTATION

OF THE VOTES CAST

AT THE

GENERAL MUNICIPAL ELECTION

November 2, 2021

JUDICIAL AND COUNTY OFFICES

COMPUTING PAPER OF THE GENERAL MUNICIPAL ELECTION Held in the several Election Districts of CRAWFORD COUNTY On Tuesday November 2, 2021	JUSTICE OF THE SUPREME COURT 1/10yrs						JUDGE OF THE SUPERIOR COURT 1/10yrs						JUDGE OF THE COMMONWEALTH COURT 2/4 yrs						JUDGE OF THE COURT OF COMMON PLEAS 1/10 yrs			TREASURER 1/4yrs			CLERK OF COURTS 1/4yrs														
	MARIA McLAUGHLIN DEMOCRATIC		KEVIN BROBSON REPUBLICAN				TIMIKA LANE DEMOCRATIC		MEGAN SULLIVAN REPUBLICAN				LORI A DUMAS DEMOCRATIC		DAVID LEE SPURGEON DEMOCRATIC		STACY MARIE WALLACE REPUBLICAN		DREW CROMPTON REPUBLICAN				FRANCIS J SCHULTZ DEMOCRATIC/REPUBLICAN				CHRISTINE L KRZYSAK REPUBLICAN				PATRICIA WETHERBEE REPUBLICAN								
	Machine	Hand	Total	Machine	Hand	Total	Machine	Hand	Total	Machine	Hand	Total	Machine	Hand	Total	Machine	Hand	Total	Machine	Hand	Total	Machine	Hand	Total	Machine	Hand	Total	Machine	Hand	Total	Machine	Hand	Total						
Athens Twp	16	2	18	122	1	123	11	1	12	127	2	129	10	1	11	13	1	14	115	2	117	113	2	115	111	3	114	133	2	135	132	2	134						
Beaver Twp	40	2	42	86	0	86	27	2	29	98	0	98	28	2	30	27	1	28	83	0	83	69	0	69	100	2	102	111	0	111	109	0	109						
Bloomfield Twp	136	4	140	285	0	285	102	4	106	316	0	316	117	4	121	95	4	99	282	0	282	249	0	249	334	4	338	367	2	369	367	2	369						
Blooming Valley Boro	20	0	20	71	0	71	11	0	11	77	0	77	11	0	11	11	0	11	73	0	73	69	0	69	78	1	79	86	1	87	86	0	86						
Cambridge Twp	147	1	148	221	0	221	125	1	126	238	0	238	129	1	130	116	1	117	216	0	216	197	0	197	296	0	296	315	1	316	295	1	296						
Cambridge Springs Boro	113	3	116	167	1	168	100	4	104	181	0	181	102	4	106	87	4	91	168	0	168	162	0	162	225	4	229	247	4	251	236	4	240						
Centerville Boro	11	0	11	27	1	28	9	0	9	27	1	28	9	0	9	7	0	7	27	1	28	25	1	26	32	1	33	32	1	33	32	1	33						
Cochranon Boro	85	0	85	155	1	156	52	0	52	183	1	184	64	0	64	52	0	52	167	1	168	147	1	148	208	1	209	214	1	215	214	1	215						
Conneaut Twp	76	1	77	178	0	178	63	1	64	190	0	190	65	1	66	53	0	53	177	0	177	159	0	159	224	1	225	219	1	220	217	1	218						
Conneaut Lake Boro	56	3	59	92	1	93	41	3	44	108	1	109	44	3	47	38	3	41	94	1	95	82	1	83	122	4	126	128	3	131	125	3	128						
Conneautville Boro	66	1	67	97	0	97	48	1	49	112	0	112	52	1	53	49	0	49	100	0	100	92	0	92	146	1	147	140	1	141	137	1	138						
Cusawago Twp	117	0	117	199	0	199	88	0	88	224	0	224	94	0	94	74	0	74	207	0	207	191	0	191	240	0	240	274	0	274	263	0	263						
E. Fairfield Twp	56	0	56	137	1	138	45	0	45	148	1	149	46	0	46	41	0	41	128	1	129	130	1	131	162	1	163	175	1	176	174	1	175						
E. Fallowfield Twp	52	2	54	142	1	143	47	2	49	148	1	149	45	2	47	42	2	44	139	1	140	128	0	128	161	2	163	176	2	178	177	2	179						
E. Mead Twp	86	2	88	189	0	189	73	2	75	202	0	202	73	1	74	69	2	71	182	0	182	172	0	172	235	3	238	249	2	251	248	3	251						
Fairfield Twp	30	1	31	170	4	174	26	1	27	175	4	179	26	1	27	25	1	26	166	5	171	152	3	155	158	5	163	181	5	186	183	5	188						
Greenwood Twp	46	1	47	148	0	148	33	1	34	164	0	164	36	1	37	33	0	33	149	0	149	137	0	137	166	1	167	179	1	180	181	1	182						
Hayfield Twp	211	4	215	434	3	437	162	2	164	479	5	484	173	4	177	159	3	162	444	4	448	414	2	416	555	6	561	588	6	594	577	6	583						
Hydetown Boro	33	0	33	62	0	62	24	0	24	71	0	71	23	0	23	22	0	22	66	0	66	60	0	60	79	0	79	88	0	88	86	0	86						
Linesville Boro	52	2	54	111	2	113	44	2	46	118	2	120	44	1	45	40	1	41	106	3	109	100	2	102	128	2	140	149	2	151	147	3	150						
Meadville 1-1	198	2	200	88	0	88	183	2	185	98	0	98	175	1	176	159	2	161	102	0	102	85	1	86	228	2	230	177	1	178	176	1	177						
Meadville 1-2	298	9	307	300	4	304	265	9	274	328	4	332	273	8	281	274	9	283	296	4	300	281	4	285	529	10	539	484	9	493	477	10	487						
Meadville 2-1	201	1	202	155	0	155	186	1	187	166	0	166	194	1	195	176	0	176	156	0	156	135	0	135	296	1	297	264	2	266	261	2	263						
Meadville 2-2	167	4	171	111	1	112	151	3	154	129	2	131	155	4	159	133	4	137	111	1	112	108	0	108	224	4	228	206	4	210	200	4	204						
Meadville 2-3	335	3	338	221	0	221	303	3	306	246	0	246	314	3	317	282	3	285	219	0	219	206	0	206	474	3	477	412	0	412	410	0	410						
Meadville 3-1	110	2	112	88	0	88	99	1	100	97	1	98	95	2	97	94	1	95	92	1	93	82	0	82	171	2	173	152	2	154	150	2	152						
Meadville 3-2	97	3	100	117	1	118	81	2	83	132	2	134	85	2	87	83	2	85	109	2	111	99	1	100	172	3	175	173	4	177	169	4	173						
Meadville 4	30	0	30	26	0	26	27	0	27	27	0	27	28	0	28	20	0	20	24	0	24	21	0	21	43	0	43	41	0	41	41	0	41						
Meadville 5	33	0	33	30	0	30	29	0	29	35	0	35	32	0	32	27	0	27	31	0	31	24	0	24	49	0	49	47	0	47	46	0	46						
N. Shenango Twp	122	1	123	165	1	166	96	0	96	184	2	186	99	1	100	87	0	87	169	2	171	152	1	153	246	2	248	245	2	247	244	2	246						
Oil Creek Twp	76	0	76	197	0	197	57	0	57	216	0	216	62	0	62	54	0	54	204	0	204	186	0	186	221	0	221	245	0	245	248	0	248						
Pine Twp	42	0	42	57	0	57	35	0	35	63	0	63	38	0	38	31	0	31	58	0	58	54	0	54	76	0	76	85	0	85	86	0	86						
Randolph Twp	96	2	98	260	0	260	69	2	71	290	0	290	77	0	77	61	2	63	265	0	265	244	0	244	292	2	294	335	1	336	336	1	337						
Richmond Twp	98	2	100	235	0	235	80	2	82	250	0	250	84	2	86	81	2	83	217	0	217	215	0	215	275	1	276	298	1	299	295	1	296						
Rockdale Twp	102	0	102	168	1	169	86	0	86	183	1	184	93	0	93	72	0	72	171	1	172	157	1	158	221	1	222	235	0	235	228	1	229						
Total Vote this page	3454	58	3512	5311	24	5335	0	0	2878	52	2930	5830	30	5860	0	2995	51	3046	2687	48	2735	5313	30	5343	4897	21	4918	0	7287	73	7360	0	7450	62	7512	0	7353	65	7418

COMPUTING PAPER OF THE GENERAL MUNICIPAL ELECTION Held in the several Election Districts OF CRAWFORD COUNTY On Tuesday November 2, 2021	JUSTICE OF THE SUPREME COURT 1/10yrs					JUDGE OF THE SUPERIOR COURT 1/10yrs					JUDGE OF THE COMMONWEALTH COURT 2/4 yrs					JUDGE OF THE COURT OF COMMON PLEAS 1/10 yrs					TREASURER 1/4yrs			CLERK OF COURTS 1/4yrs																		
	MARIA McLAUGHLIN DEMOCRATIC		KEVIN BROBSON REPUBLICAN			TRINIKALANE DEMOCRATIC		MEGAN SULLIVAN REPUBLICAN			LOUI A DUMAS DEMOCRATIC			DAVID LEE SPURGEON DEMOCRATIC		STACY MARIE WALLACE REPUBLICAN		DREW CROMPTON REPUBLICAN			FRANCIS L SCHULTZ DEMOCRATIC/REPUBLICAN			CHRISTINE L KRZYSAK REPUBLICAN			PATRICIA WETHERBEE REPUBLICAN															
Rome Twp	32	0	32	136	0	136				22	0	22	147	0	147		26	0	26	22	0	22	133	0	133	127	0	127		129	0	129	156	0	156	155	0	155				
Sadsbury Twp	258	2	260	378	6	384				228	2	230	405	6	411		235	2	237	217	2	219	383	6	389	341	5	346		554	6	560	534	8	542	530	7	537				
Saegertown Boro	52	1	53	110	0	110				35	1	36	128	0	128		42	1	43	34	1	35	122	0	122	107	0	107		140	0	140	152	0	152	145	0	145				
S. Shenango Twp	170	4	174	274	2	276				153	4	157	291	3	294		153	4	157	137	4	141	274	3	277	246	3	249		353	7	360	365	6	371	357	6	363				
Sparta Twp	37	0	37	173	2	175				27	0	27	181	2	183		32	0	32	29	0	29	166	2	168	158	2	160		168	2	170	194	2	196	194	2	196				
Spartansburg Boro	27	0	27	70	0	70				24	0	24	71	0	71		21	0	21	14	0	14	71	0	71	61	0	61		78	0	78	90	0	90	88	0	88				
Spring Twp	92	0	92	192	1	193				78	0	78	204	1	205		83	0	83	69	0	69	187	0	187	176	1	177		229	1	230	247	1	248	248	1	249				
Springboro	29	0	29	50	1	51				20	0	20	58	1	59		21	0	21	20	0	20	49	1	50	53	1	54		68	1	69	71	1	72	72	1	73				
Steuben Twp	39	0	39	97	1	98				29	0	29	106	1	107		34	0	34	32	0	32	90	1	91	88	1	89		105	1	106	126	1	127	127	1	128				
Summerhill Twp	71	1	72	207	1	208				48	1	49	226	0	226		57	1	58	61	2	63	193	0	193	183	1	184		247	2	249	257	2	259	252	1	253				
Summit Twp	129	0	129	261	1	262				101	0	101	287	1	288		111	0	111	90	0	90	263	1	264	232	1	233		329	1	330	347	1	348	347	1	348				
Titusville 1-1	52	0	52	64	0	64				43	0	43	70	0	70		49	0	49	40	0	40	72	0	72	61	0	61		97	0	97	107	0	107	94	0	94				
Titusville 1-2	54	2	56	58	0	58				43	1	44	67	1	68		48	1	49	34	2	36	62	0	62	57	3	60		95	2	97	92	2	94	88	2	90				
Titusville 2-1	64	3	67	72	0	72				52	3	55	82	0	82		55	3	58	46	3	49	76	0	76	65	0	65		118	3	121	119	1	120	117	1	118				
Titusville 2-2	80	1	81	113	0	113				67	1	68	122	0	122		70	1	71	66	1	67	112	0	112	108	0	108		156	1	157	166	1	167	160	1	161				
Titusville 3	18	0	18	27	0	27				13	0	13	29	0	29		14	0	14	10	0	10	28	0	28	21	0	21		38	0	38	42	0	42	40	0	40				
Titusville 4	36	1	37	50	0	50				30	1	31	52	0	52		32	1	33	29	1	30	46	0	46	45	0	45		71	0	71	72	1	73	67	0	67				
Titusville 5	13	0	13	21	0	21				12	0	12	22	0	22		12	0	12	10	0	10	21	0	21	17	0	17		27	0	27	30	0	30	29	0	29				
Townville Boro	14	0	14	62	1	63				9	0	9	67	1	68		12	0	12	12	0	12	57	1	58	53	1	54		60	1	61	70	1	71	70	1	71				
Troy Twp	59	0	59	146	0	146				48	0	48	156	0	156		48	0	48	43	0	43	149	0	149	138	0	138		154	0	154	174	0	174	171	0	171				
Union Twp	54	0	54	148	1	149				46	0	46	154	1	155		47	0	47	50	0	50	136	1	137	125	0	125		177	1	178	186	1	187	186	1	187				
Venango Twp	102	0	102	227	2	229				69	0	69	263	2	265		73	0	73	69	0	69	215	2	217	211	0	211		264	2	266	308	2	310	289	2	291				
Venango Boro	24	0	24	34	1	35				21	0	21	35	1	36		23	0	23	18	0	18	35	1	36	31	1	32		53	0	53	55	1	56	54	1	55				
Vernon Twp 1	90	2	92	168	0	168				72	2	74	187	0	187		76	2	78	75	2	77	169	0	169	149	0	149		208	2	210	229	2	231	230	2	232				
Vernon Twp 2	182	5	187	280	1	281				152	5	157	307	1	308		165	6	171	146	3	149	277	1	278	266	0	266		391	5	396	398	3	401	396	4	400				
Vernon Twp 3	161	4	165	302	0	302				137	3	140	321	1	322		141	3	144	128	4	132	291	1	292	283	0	283		396	4	400	393	3	396	396	3	399				
Wayne Twp	70	0	70	211	0	211				56	0	56	226	0	226		59	0	59	57	0	57	207	0	207	200	0	200		231	0	231	250	0	250	251	0	251				
W. Fallowfield Twp	26	1	27	81	0	81				19	1	20	88	0	88		23	1	24	19	0	19	77	0	77	74	0	74		100	1	101	103	0	103	102	0	102				
W. Mead Twp I	272	12	284	433	6	439				221	11	232	481	8	489		234	12	246	215	10	225	431	6	437	407	5	412		596	16	612	603	16	619	600	15	615				
W. Mead Twp II	183	3	186	278	1	279				153	2	155	309	2	311		157	3	160	144	2	146	284	2	286	259	1	260		408	3	411	394	3	397	389	3	392				
W. Shenango Twp	32	0	32	65	0	65				26	0	26	69	0	69		27	0	27	28	0	28	59	0	59	60	0	60		75	0	75	83	0	83	83	0	83				
Woodcock Twp	151	1	152	395	3	398				128	1	129	415	3	418		133	1	134	111	1	112	386	3	389	361	2	363		470	2	472	500	3	503	490	3	493				
Woodcock Boro	8	0	8	25	2	27				5	0	5	28	2	30		4	0	4	7	0	7	27	2	29	26	1	27		30	2	32	32	2	34	31	2	33				
Scattered			0			0						0		4								0																	0			
Total vote this page	2681	43	2724	5208	33	5241				6	0	2187	39	2226	5654	38	5692	4	2317	42	2359	2082	38	2120	5148	34	5182	4789	29	4818	13	6615	66	6681	67	6945	64	7009	117	6848	61	6909
Total vote prior page	3454	58	3512	5311	24	5335				0	0	2878	52	2930	5830	30	5860	0	2995	51	3046	2687	48	2735	5313	30	5343	4897	21	4918	0	7287	73	7360	0	7450	62	7512	0	7353	65	7418
Total	6135	101	6236	10519	57	10576				6	0	5065	91	5156	11484	68	11552	4	5312	93	5405	4769	86	4855	10461	64	10525	9686	50	9736	13	13902	139	14041	67	14395	126	14521	117	14201	126	14327




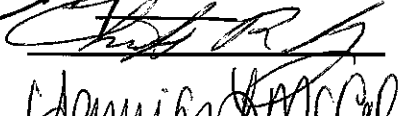

	JUSTICE OF THE SUPREME COURT 1/10yrs			JUDGE OF THE SUPERIOR COURT 1/10yrs			JUDGE OF THE COMMONWEALTH COURT 2/4 yrs						JUDGE OF THE COURT OF COMMON PLEAS 1/10 yrs			TREASURER 1/4yrs		CLERK OF COURTS 1/4yrs									
COMPUTING PAPER OFFICIAL RETURNS OF THE GENERAL MUNICIPAL ELECTION <small>Held in the several Election Districts</small> OF CRAWFORD COUNTY On Tuesday November 2, 2021	MARIA McLAUGHLIN DEMOCRATIC			TIMIKA LANE DEMOCRATIC			MEGAN SULLIVAN REPUBLICAN				LORI A DUMAS DEMOCRATIC						FRANCIS J SCHULTZ DEMOCRATIC/REPUBLICAN				CHRISTINE L KRZYSIAK REPUBLICAN				PATRICIA WETHERBEE REPUBLICAN		

CERTIFICATION OF COMPUTATION


CRAWFORD COUNTY, SS

We the undersigned, Clerks appointed to compute the votes cast at the Municipal Election aforesaid, do hereby certify that the within statement is a correct computation of the votes returned as cast for Judicial and County Offices in the several Election Districts of the County at the General Municipal Election held on the 2nd day of November, 2021.

ATTESTED: (to be signed by all the Clerks)

	<u>Marko B Ury</u>	_____
	_____	_____
	_____	_____
	_____	_____
	_____	_____

Signed this 18th day of November, 2021




**COUNTY BOARD OF ELECTIONS
OF CRAWFORD COUNTY
PENNSYLVANIA**

FINAL CERTIFICATION

And now, five days after the completion of the within computation of votes, no petition for a recount or recanvass having been filed in accordance with the provisions of the Election Code, or in case of petition, the revision directed by the Court of Common Pleas having been made, we certify the within return of votes cast as being true and correct.

Signed this 24th day of November, 2021



COUNTY BOARD OF ELECTIONS
OF CRAWFORD COUNTY
PENNSYLVANIA