

OFFICIAL COMPUTATIONS

OF VOTES CAST
DURING THE

Republican Primary Election

May 17, 2022

Federal, State and County Offices

Not including undated/incorrectly dated ballots

COMPUTING PAPER OFFICIAL RETURNS OF THE REPUBLICAN PRIMARY ELECTION Held in the several Election Districts Of CRAWFORD COUNTY On Tuesday, May 17, 2022	US SENATOR (1/6 year term)																																			
	KATHY BARNETTE, Montgomery County			MEHMET OZ, Montgomery County			GEORGE BOCHETTO, Philadelphia County			JEFF BARTOS, Montgomery County			DAVE MCCORMICK, Allegheny County			SEAN GALE, Montgomery County			CARLA SANDS, Cumberland County			Scattered														
	Machine	Hand	Total	Machine	Hand	Total	Machine	Hand	Total	Machine	Hand	Total	Machine	Hand	Total	Machine	Hand	Total	Machine	Hand	Total	Machine	Hand	Total	Machine	Hand	Total	Machine	Hand	Total	Machine	Hand	Total	Machine	Hand	Total
PAGE 1																																				
Athens Twp	52	0	52	24	0	24	1	0	1	9	0	9	54	0	54	1	0	1	6	0	6			0			0			0			0			
Beaver Twp	29	0	29	18	0	18	1	0	1	1	0	1	24	0	24	2	0	2	11	0	11			0			0			0			0			
Bloomfield Twp	68	0	68	57	0	57	2	0	2	13	0	13	81	0	81	2	0	2	17	0	17			0			0			0			0			
Blooming Valley Boro	18	1	19	15	0	15	0	0	0	7	0	7	32	0	32	2	0	2	6	0	6			0			0			0			0			
Cambridge Twp	71	0	71	57	0	57	1	0	1	16	0	16	69	0	69	1	0	1	12	0	12			0			0			0			0			
Cambridge Springs Boro	59	0	59	30	0	30	0	0	0	9	0	9	42	1	43	2	0	2	12	0	12			0			0			0			0			
Centerville Boro	7	1	8	5	0	5	0	0	0	0	0	0	8	0	8	1	0	1	2	0	2			0			0			0			0			
Cochranon Boro	59	0	59	59	0	59	1	0	1	9	0	9	59	0	59	3	0	3	7	0	7			0			0			0			0			
Conneaut Twp	43	1	44	59	0	59	2	0	2	30	0	30	44	0	44	0	0	0	15	0	15			0			0			0			0			
Conneaut Lake Boro	29	0	29	35	0	35	1	0	1	3	0	3	28	0	28	1	0	1	5	0	5			0			0			0			0			
Conneautville Boro	14	0	14	28	0	28	1	0	1	2	0	2	37	0	37	2	0	2	3	0	3			0			0			0			0			
Cusawago Twp	76	0	76	67	0	67	2	0	2	22	0	22	73	0	73	5	0	5	4	0	4			0			0			0			0			
East Fairfield Twp	36	0	36	52	0	52	0	0	0	6	0	6	38	0	38	1	0	1	2	0	2			0			0			0			0			
East Fallowfield Twp	43	0	43	51	0	51	1	0	1	3	0	3	60	0	60	0	0	0	5	0	5			0			0			0			0			
East Mead Twp	44	0	44	69	1	70	1	0	1	7	0	7	76	0	76	0	0	0	12	0	12			0			0			0			0			
Fairfield Twp	65	0	65	54	0	54	4	0	4	7	0	7	51	0	51	4	0	4	9	0	9			0			0			0			0			
Greenwood Twp	51	0	51	76	0	76	1	0	1	8	0	8	50	0	50	2	1	3	13	0	13			0			0			0			0			
Hayfield Twp	142	1	143	128	0	128	6	0	6	25	0	25	137	0	137	4	0	4	21	0	21			0			0			0			0			
Hydetown Boro	24	0	24	12	0	12	1	0	1	5	0	5	27	0	27	1	0	1	6	0	6			0			0			0			0			
Linesville Boro	41	0	41	36	0	36	0	0	0	4	0	4	44	0	44	4	0	4	10	0	10			0			0			0			0			
Meadville 1-1	19	0	19	21	0	21	1	0	1	5	0	5	27	0	27	1	0	1	5	0	5			0			0			0			0			
Meadville 1-2	63	1	64	84	0	84	2	0	2	15	0	15	94	1	95	5	0	5	10	0	10			0			0			0			0			
Meadville 2-1	28	0	28	36	0	36	4	0	4	4	0	4	37	0	37	1	0	1	9	0	9			0			0			0			0			
Meadville 2-2	30	0	30	27	0	27	0	0	0	4	0	4	29	0	29	0	0	0	10	0	10			0			0			0			0			
Meadville 2-3	36	0	36	51	1	52	2	0	2	11	0	11	69	0	69	5	0	5	7	0	7			0			0			0			0			
Meadville 3-1	14	0	14	26	0	26	0	0	0	3	0	3	31	0	31	0	0	0	4	0	4			0			0			0			0			
Meadville 3-2	21	0	21	24	0	24	3	0	3	1	0	1	27	0	27	5	0	5	11	0	11			0			0			0			0			
Meadville 4	6	0	6	6	0	6	1	0	1	0	0	0	6	1	7	2	0	2	2	0	2			0			0			0			0			
Meadville 5	14	0	14	7	0	7	0	0	0	0	0	0	4	0	4	2	0	2	3	0	3			0			0			0			0			
North Shenango Twp	48	0	48	73	0	73	1	0	1	1	0	1	61	0	61	3	0	3	10	0	10			0			0			0			0			
Oil Creek Twp	79	0	79	83	0	83	0	0	0	13	0	13	75	0	75	2	0	2	24	0	24			0			0			0			0			
Pine Twp	23	0	23	26	0	26	0	0	0	6	0	6	21	0	21	0	0	0	5	0	5			0			0			0			0			
Randolph Twp	65	1	66	83	0	83	4	0	4	12	0	12	85	0	85	4	0	4	20	0	20			0			0			0			0			
Richmond Twp	84	0	84	60	0	60	3	0	3	12	0	12	71	0	71	6	0	6	13	0	13			0			0			0			0			
Rockdale Twp	42	1	43	42	0	42	0	0	0	8	0	8	61	0	61	2	0	2	10	0	10			0			0			0			0			
Rome Twp	64	0	64	49	0	49	1	0	1	5	0	5	40	0	40	1	0	1	9	0	9			0			0			0			0			
Page Totals	1607	7	1614	1630	2	1632	48	0	48	286	0	286	1772	3	1775	77	1	78	330	0	330	0	0	0	0	0	0	0	0	0	0	0	0	0	0	0

COMPUTING PAPER OFFICIAL RETURNS OF THE REPUBLICAN PRIMARY ELECTION Held in the several Election Districts Of CRAWFORD COUNTY On Tuesday, May 17, 2022	GOVERNOR (1/4 year term)																																				
	LOU BARLETTA, Luzerne County			DOUGLAS V MASTRIANO, Franklin County			NCHE ZAMA, Northampton County			DAVE WHITE, Delaware County			MELISSA HART, Allegheny County			BILL MCSWAIN, Chester County			CHARLIE GEROW, Cumberland County			JOE GALE, Montgomery County			JAKE CORMAN, Centre County			Scattered									
	Machine	Hand	Total	Machine	Hand	Total	Machine	Hand	Total	Machine	Hand	Total	Machine	Hand	Total	Machine	Hand	Total	Machine	Hand	Total	Machine	Hand	Total	Machine	Hand	Total	Machine	Hand	Total	Machine	Hand	Total	Machine	Hand	Total	
PAGE 2																																					
Sadsbury Twp	65	0	65	265	3	268	5	0	5	47	0	47	50	0	50	82	0	82	5	1	6	0	0	0	5	0	5			0			0				
Saegertown Boro	14	0	14	50	0	50	1	0	1	10	0	10	3	0	3	24	0	24	2	0	2	1	0	1	0	0	0			0			0				
South Shenango Twp	26	0	26	181	2	183	0	0	0	28	0	28	28	0	28	34	0	34	1	0	1	4	0	4	4	0	4			0			0				
Sparta Twp	14	0	14	127	0	127	2	0	2	7	0	7	8	0	8	14	0	14	1	0	1	0	0	0	1	0	1			0			0				
Spartansburg Boro	5	0	5	52	0	52	0	0	0	1	0	1	3	0	3	5	0	5	0	0	0	0	0	0	2	0	2			0			0				
Spring Twp	11	0	11	117	0	117	0	0	0	12	0	12	13	0	13	25	0	25	1	0	1	1	0	1	5	0	5			0			0				
Springboro Boro	5	0	5	16	0	16	0	0	0	3	0	3	3	0	3	12	0	12	1	0	1	1	0	1	2	0	2			0			0				
Steuben Twp	14	0	14	54	0	54	0	0	0	16	0	16	6	0	6	35	0	35	1	0	1	2	0	2	2	0	2			0			0				
Summerhill Twp	8	0	8	109	0	109	2	0	2	23	0	23	7	0	7	45	1	46	0	0	0	1	0	1	4	0	4			0			0				
Summit Twp	41	0	41	182	0	182	1	0	1	26	0	26	27	0	27	60	0	60	1	0	1	1	0	1	4	0	4			0			0				
Titusville 1-1	9	0	9	37	0	37	2	0	2	2	0	2	7	0	7	10	0	10	1	0	1	2	0	2	0	0	0			0			0				
Titusville 1-2	6	0	6	38	0	38	1	0	1	4	0	4	5	0	5	14	0	14	0	0	0	0	0	0	0	0	0			0			0				
Titusville 2-1	11	0	11	36	0	36	3	0	3	14	0	14	8	0	8	14	0	14	0	0	0	1	0	1	1	0	1			0			0				
Titusville 2-2	15	0	15	61	1	62	1	0	1	8	0	8	8	0	8	19	0	19	1	0	1	0	0	0	4	0	4			0			0				
Titusville 3	3	0	3	10	0	10	0	0	0	1	0	1	3	0	3	7	0	7	2	0	2	0	0	0	0	0	0			0			0				
Titusville 4	9	0	9	35	0	35	1	0	1	6	0	6	5	0	5	6	0	6	0	0	0	1	0	1	5	0	5			0			0				
Titusville 5	3	0	3	9	0	9	0	0	0	3	0	3	1	0	1	4	0	4	0	0	0	0	0	0	1	0	1			0			0				
Townville Boro	8	0	8	35	0	35	2	0	2	2	0	2	6	0	6	11	0	11	0	0	0	1	0	1	3	0	3			0			0				
Troy Twp	13	0	13	104	0	104	2	0	2	8	0	8	8	0	8	31	0	31	2	0	2	3	0	3	4	0	4			0			0				
Union Twp	16	0	16	89	2	91	0	0	0	8	0	8	11	0	11	19	0	19	0	0	0	3	0	3	0	0	0			0			0				
Venango Twp	16	0	16	113	0	113	1	0	1	12	0	12	7	0	7	38	0	38	1	0	1	3	0	3	3	0	3			0			0				
Venango Boro	2	0	2	14	0	14	0	0	0	6	0	6	1	0	1	15	0	15	1	0	1	2	0	2	1	0	1			0			0				
Vernon Twp 1	24	0	24	90	0	90	0	0	0	19	0	19	12	0	12	31	0	31	0	0	0	0	0	0	6	0	6			0			0				
Vernon Twp 2	24	0	24	183	0	183	2	0	2	30	0	30	26	0	26	61	0	61	5	0	5	3	0	3	9	0	9			0			0				
Vernon Twp 3	45	0	45	186	0	186	3	0	3	29	0	29	18	0	18	59	0	59	3	0	3	2	0	2	4	0	4			0			0				
Wayne Twp	14	0	14	148	0	148	0	0	0	19	0	19	10	0	10	40	0	40	1	0	1	0	0	0	2	0	2			0			0				
West Fallowfield Twp	11	0	11	45	0	45	1	0	1	2	0	2	5	0	5	17	0	17	1	0	1	0	0	0	0	0	0			0			0				
West Mead Twp 1	39	0	39	254	0	254	7	0	7	41	0	41	42	0	42	56	1	57	0	0	0	4	0	4	11	0	11			0			0				
West Mead Twp 2	27	0	27	136	0	136	5	0	5	34	0	34	27	0	27	75	1	76	1	0	1	6	0	6	4	0	4			0			0				
West Shenango Twp	4	0	4	31	0	31	0	0	0	3	0	3	1	0	1	5	1	6	0	0	0	0	0	0	0	0	0			0			0				
Woodcock Twp	49	0	49	197	1	198	2	0	2	50	0	50	27	0	27	86	0	86	2	0	2	10	0	10	5	0	5			0			0				
Woodcock Boro	1	0	1	15	0	15	0	0	0	6	0	6	2	0	2	7	0	7	0	0	0	0	0	0	1	0	1			0			0				
SCATTERED																																			45	1	46
Page Totals	552	0	552	3019	9	3028	44	0	44	480	0	480	388	0	388	961	4	965	34	1	35	52	0	52	93	0	93	45	1	46	0	0	0	0	0	0	
Totals from Page 1	550	2	552	3080	3	3083	64	0	64	502	2	504	382	2	384	986	4	990	39	0	39	64	0	64	103	0	103	0	0	0	0	0	0	0	0	0	
Grand Total	1102	2	1104	6099	12	6111	108	0	108	982	2	984	770	2	772	1947	8	1955	73	1	74	116	0	116	196	0	196	45	1	46	0	0	0	0	0	0	

COMPUTING PAPER OFFICIAL RETURNS OF THE REPUBLICAN PRIMARY ELECTION Held in the several Election Districts Of CRAWFORD COUNTY On Tuesday, May 17, 2022	LIEUTENANT GOVERNOR (1/4 year term)																																			
	CLARICE SCHILLINGER, Montgomery County			JAMES EARL JONES, Montgomery County			RICK SACCONE, Allegheny County			JOHN BROWN, Northampton County			CHRIS FRYE, Lawrence County			JEFF COLEMAN, Cumberland County			RUSS DIAMOND, Lebanon County			CARRIE LEWIS DELROSSO, Allegheny County			TEDDY DANIELS, Wayne County			Scattered								
	Machine	Hand	Total	Machine	Hand	Total	Machine	Hand	Total	Machine	Hand	Total	Machine	Hand	Total	Machine	Hand	Total	Machine	Hand	Total	Machine	Hand	Total	Machine	Hand	Total	Machine	Hand	Total	Machine	Hand	Total	Machine	Hand	Total
PAGE 1																																				
Athens Twp	15	0	15	8	0	8	13	0	13	4	0	4	16	0	16	4	0	4	2	0	2	50	0	50	25	0	25			0			0			0
Beaver Twp	8	0	8	11	0	11	15	0	15	2	0	2	4	0	4	2	0	2	1	0	1	22	0	22	18	0	18			0			0			0
Bloomfield Twp	17	0	17	16	0	16	36	0	36	9	0	9	22	0	22	9	0	9	3	0	3	90	0	90	23	0	23			0			0			0
Blooming Valley Boro	4	0	4	12	0	12	4	0	4	4	0	4	4	0	4	4	0	4	2	0	2	25	0	25	12	1	13			0			0			0
Cambridge Twp	11	0	11	19	0	19	29	0	29	5	0	5	26	0	26	20	0	20	10	0	10	65	0	65	30	0	30			0			0			0
Cambridge Springs Boro	13	0	13	11	0	11	28	0	28	3	0	3	14	0	14	16	0	16	6	0	6	50	1	51	8	0	8			0			0			0
Centerville Boro	6	0	6	1	0	1	2	1	3	1	0	1	3	0	3	2	0	2	1	0	1	5	0	5	1	0	1			0			0			0
Cochranon Boro	13	0	13	20	0	20	23	0	23	10	0	10	24	0	24	11	0	11	6	0	6	59	0	59	14	0	14			0			0			0
Conneaut Twp	8	0	8	19	0	19	24	0	24	7	0	7	27	0	27	23	0	23	1	0	1	54	0	54	25	1	26			0			0			0
Conneaut Lake Boro	6	0	6	9	0	9	18	0	18	4	0	4	6	0	6	9	0	9	3	0	3	36	0	36	7	0	7			0			0			0
Conneautville Boro	7	0	7	5	0	5	12	0	12	2	0	2	7	0	7	12	0	12	2	0	2	26	0	26	10	0	10			0			0			0
Cusawago Twp	12	0	12	22	0	22	39	0	39	5	0	5	17	0	17	11	0	11	10	0	10	78	0	78	42	0	42			0			0			0
East Fairfield Twp	3	0	3	11	0	11	19	0	19	4	0	4	7	0	7	7	0	7	0	0	0	51	0	51	23	0	23			0			0			0
East Fallowfield Twp	8	0	8	15	0	15	21	0	21	5	0	5	21	0	21	10	0	10	1	0	1	38	0	38	32	0	32			0			0			0
East Mead Twp	10	0	10	18	0	18	31	0	31	11	0	11	18	0	18	12	0	12	8	0	8	53	1	54	36	0	36			0			0			0
Fairfield Twp	5	0	5	8	0	8	21	0	21	6	0	6	27	0	27	13	0	13	5	0	5	53	0	53	44	0	44			0			0			0
Greenwood Twp	18	0	18	16	0	16	21	0	21	6	0	6	22	1	23	9	0	9	5	0	5	63	0	63	31	0	31			0			0			0
Hayfield Twp	30	0	30	33	0	33	55	0	55	11	0	11	39	0	39	34	0	34	18	0	18	134	1	135	64	0	64			0			0			0
Hydetown Boro	3	0	3	11	0	11	13	0	13	2	0	2	7	0	7	5	0	5	1	0	1	27	0	27	3	0	3			0			0			0
Linesville Boro	16	0	16	17	0	17	16	0	16	3	0	3	17	0	17	12	0	12	1	0	1	37	0	37	12	0	12			0			0			0
Meadville 1-1	3	0	3	4	0	4	12	0	12	3	0	3	6	0	6	5	0	5	2	0	2	25	0	25	10	0	10			0			0			0
Meadville 1-2	14	0	14	14	0	14	40	1	41	2	0	2	30	0	30	26	0	26	12	0	12	102	1	103	11	0	11			0			0			0
Meadville 2-1	10	0	10	7	0	7	19	0	19	0	0	0	7	0	7	14	0	14	3	0	3	46	0	46	10	0	10			0			0			0
Meadville 2-2	4	0	4	10	0	10	12	0	12	3	0	3	14	0	14	5	0	5	2	0	2	34	0	34	10	0	10			0			0			0
Meadville 2-3	8	0	8	9	0	9	31	0	31	5	0	5	25	1	26	11	0	11	4	0	4	65	0	65	12	0	12			0			0			0
Meadville 3-1	3	0	3	4	0	4	16	0	16	3	0	3	3	0	3	8	0	8	1	0	1	33	0	33	6	0	6			0			0			0
Meadville 3-2	7	0	7	9	0	9	16	0	16	4	0	4	10	0	10	9	0	9	0	0	0	23	0	23	10	0	10			0			0			0
Meadville 4	0	0	0	1	0	1	6	0	6	2	0	2	2	0	2	0	1	1	0	0	0	6	0	6	1	0	1			0			0			0
Meadville 5	5	0	5	3	0	3	1	0	1	2	0	2	1	0	1	2	0	2	0	0	0	7	0	7	7	0	7			0			0			0
North Shenango Twp	16	0	16	15	0	15	43	0	43	8	0	8	17	0	17	10	0	10	0	0	0	56	0	56	17	0	17			0			0			0
Oil Creek Twp	13	0	13	27	0	27	44	0	44	6	0	6	14	0	14	23	0	23	0	0	0	107	0	107	22	0	22			0			0			0
Pine Twp	5	0	5	7	0	7	13	0	13	0	0	0	4	0	4	1	0	1	2	0	2	21	0	21	21	0	21			0			0			0
Randolph Twp	12	0	12	15	0	15	29	0	29	15	0	15	20	0	20	24	0	24	7	0	7	98	1	99	31	0	31			0			0			0
Richmond Twp	14	0	14	17	0	17	27	0	27	9	0	9	19	0	19	23	0	23	3	0	3	83	0	83	29	0	29			0			0			0
Rockdale Twp	11	0	11	11	0	11	17	0	17	8	1	9	10	0	10	25	0	25	2	0	2	54	0	54	20	0	20			0			0			0
Rome Twp	2	0	2	10	0	10	31	0	31	6	0	6	12	0	12	4	0	4	2	0	2	60	0	60	36	0	36			0			0			0
Page Totals	340	0	340	445	0	445	797	2	799	180	1	181	522	2	524	415	1	416	126	0	126	1836	5	1841	713	2	715	0	0	0	0	0	0	0	0	0

CERTIFICATION OF COMPUTATION

CRAWFORD COUNTY, SS

**We the undersigned, Clerks appointed to compute the votes cast at the
Municipal Election aforesaid, do hereby certify that the within statement is a
correct computation of the votes returned as cast for Judicial and County Offices in
the several Election Districts of the County at the Republican Primary Election
held on the 17th day of May 2022.**

ATTESTED: (To be signed by all clerks)

_____	_____	_____
_____	_____	_____
_____	_____	_____
_____	_____	_____
_____	_____	_____


Signed this _____ day of _____, 2022


**COUNTY BOARD OF ELECTIONS
OF CRAWFORD COUNTY
PENNSYLVANIA**


FINAL CERTIFICATION

And now, five days after the completion of the within computation of votes, no petition for a recount or recanvass having been filed in accordance with the provisions of the Election Code, or in case of petition, the revision directed by the Court of Common Pleas having been made, we certify the within return of votes cast as being true and correct.

Signed this 2nd day of June, 2022







COUNTY BOARD OF ELECTIONS
OF CRAWFORD COUNTY
PENNSYLVANIA